



Instruksi Redeem

INNOVATE
BEYOND



Step 1 :
Daftarkan Produk Anda

Step 1 : Sign Up / Login ke MSI Member Center

msi PRODUCTS ODM SOLUTIONS COMMUNITY WHAT'S NEW SUPPORT

Sign Up

MSI is committed to respecting and protecting your privacy.
The information you are providing here will help us provide you with better service.
Items marked with * are required for application

Email*

Password* Confirm Password*

First Name* Last Name

Region / Location* Contact Number

Subscribe Latest Information
Please check the box on the newsletter you want to subscribe, and press [Send] to confirm.
By clicking, I have read and agree to the MSI Privacy Policies

MSI Reward Program
By clicking, I agree to the MSI Reward Program [Terms and condition](#).
Become a member today to earn points, get exclusive offers, special VIP event invites and more!
Learn more about the benefits of the [MSI Reward Program](#)

I acknowledge and agree to [MSI Privacy Policy](#) *

Captcha*
~~24 + 2 =~~

Step 2 : Buka halaman pendaftaran produk



The screenshot displays the MSI website's user interface. At the top, the MSI logo is on the left, and navigation links for PRODUCTS, ODM SOLUTIONS, COMMUNITY, WHAT'S NEW, and SUPPORT are in the center. On the right, there are icons for user profile, home, location, and search. The left sidebar contains a user profile icon and a list of menu items: Account Overview, Membership (with sub-items Reward Program, Shout Out, Promotions), Product (with sub-items My Products, Product Registration, Appointment Service), and a red vertical bar. The 'My Products' item is highlighted with a red box. The main content area is titled 'My Products' and features a table with the following headers: Category, Product Name / Serial Number, Purchase Date, and Warranty Period. Below the table header is a red button with a plus icon and the text 'Register New Product'.

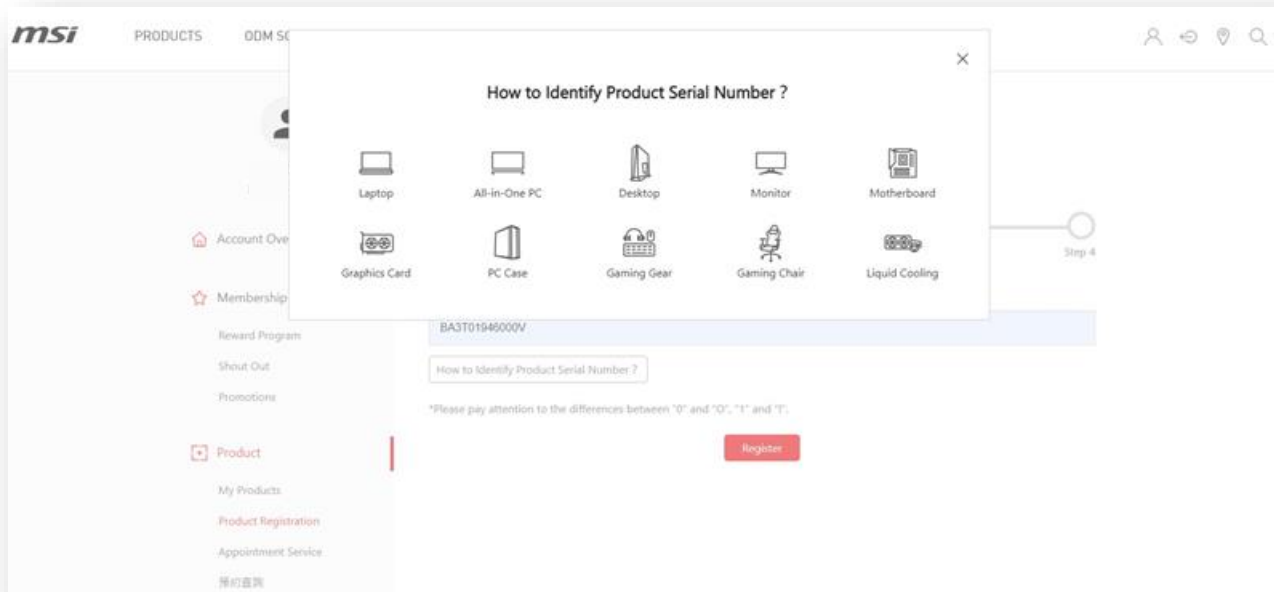
Step 3 : Klik “Register New Product”

msi

The screenshot displays the MSI user dashboard. At the top, there is a navigation bar with the MSI logo and menu items: PRODUCTS, ODM SOLUTIONS, COMMUNITY, WHAT'S NEW, and SUPPORT. On the right side of the navigation bar are icons for user profile, refresh, location, and search. The main content area is titled 'My Products' and features a table with the following columns: Category, Product Name / Serial Number, Purchase Date, and Warranty Period. A red-bordered button labeled 'Register New Product' is positioned below the table. On the left side, there is a sidebar menu with a user profile icon at the top, followed by 'Account Overview', 'Membership' (with sub-items: Reward Program, Shout Out, Promotions), and 'Product' (with sub-items: My Products, Product Registration, Appointment Service, and 預約查詢).

Category	Product Name / Serial Number	Purchase Date	Warranty Period
Register New Product			

Step 4 : Klik pada produk untuk mempelajari cara mengidentifikasi nomor S/N



Step 5-1 : Isi nomor SN produk



PRODUCTS

ODM SOLUTIONS

COMMUNITY

WHAT'S NEW

SUPPORT



Account Overview

Membership

Reward Program

Shout Out

Promotions

Product

My Products

Product Registration

Appointment Service

Product Registration



Step 1



Step 2



Step 3



Step 4

Serial Number *


How to Identify Product Serial Number ?

*Please pay attention to the differences between "0" and "O", "1" and "l".

Register

Step 5-2 : Isi nomor CHK

ODM SOLUTIONS COMMUNITY WHAT'S NEW SUPPORT



Product Registration

Step 1 Step 2 Step 3 Step 4


Product Type *

Product Name *

Model *

Serial Number *

CHK *

Please find the Serial Number sticker on the product and input the 3 digit CHK code as shown below (The image shown below is an example on where the CHK code could be found) 

Account Overview

Membership

- Reward Program
- Shout Out
- Promotions

Product

- My Products
- Product Registration**
- Appointment Service
- 預約置購

Support

- Web Ticket

Step 5-3 : Lengkapi form pendaftaran produk

Support

- Web Ticket
- Ticket History
- Apply for Service
- Repair Inquiry
- Live Chat

Account

- My Profile
- Login Management
- Change Password
- Subscribe

CHK *

Please find the Serial Number sticker on the product and input the 3 digit CHK code as shown below (The image shown below is an example on where the CHK code could be found)

Region / Location *

Select

Store Name *

Select

Purchase Date *

Where did you purchase the product *

Retail store Online retailer Reseller

Invoice Upload *

未選擇任何檔案

Please resize the image to a width no greater than 1600px (.jpg, .gif, .png)
The invoice should include the model name, invoice date, and invoice number.

Captcha *

~~23 + 9 =~~

Captcha

Next

★ Jangan lupa untuk upload invoice bukti pembelian!



Step 2: Redeem Promosi
yang Memenuhi Syarat

Step 6-1 : Buka halaman “Promotions” dan klik redeem

Promotions

All Promotions Redeem History

Power Your Workspace
Redeem Digital Code hingga Rp300.000* dengan pembelian Mini PC atau All-in-One PC MSI terbaru.
Terdapat 1 Juli - 30 Sep 2026
Digital Code hingga Rp300.000*
Mini PC Digital Code hingga Rp100.000*

Back to School
Belanja Mini PC atau All-in-One MSI dan claim Digital Code hingga Rp500.000*
01 Apr - 30 Jun 2026
Belanja Mini PC atau All-in-One MSI dan claim Digital Code hingga Rp500.000*
All-in-One PC Digital Code hingga Rp500.000*
Mini PC Digital Code hingga Rp200.000*

Smart Office Rewards
01 Apr - 30 Jun 2026
Belanja Mini PC atau All-in-One MSI dan claim Digital Code hingga Rp500.000*
All-in-One PC Digital Code hingga Rp500.000*
Mini PC Digital Code hingga Rp200.000*

Account Overview
Membership
Reward Program
SHOUT OUT
Promotions
Product
My Products
Product Registration
Support
Web Ticket

Power Your Workspace
2026-07-01 - 2026-09-30
AIO, PRO DT
Redeem >

Back to School
2026-06-20 - 2026-07-31
VGA, MB, Chassis, PSU, LC, SSD, GG, MNT, GDT, PDT, AIO
Redeem >

Smart Office Rewards
2026-04-01 - 2026-06-31
AIO, PRO DT
Redeem >

Step 6-2: Upload foto SN produk, dan klik checkbox, lengkapi informasi yang diperlukan, kemudian klik “Next”

msi

Promotion Redeem

Power Your Workspace

End Promotion On: 2026-07-01 ~ 2026-09-30

Start Promotion On: 2026-07-01 ~ 2026-09-30

Upload Product | Upload Location | Upload Photo | Redeem Code

Redeem Products

Purchase Date	Purchased Region / Location	Category	Product Name / Serial Number	Upload
2024-07-01	Indonesia	Modern AM242 1M		<input type="checkbox"/>

Recipient Information

Full Name*

Email*

Phone*

Address*

City* | State / Province / Region*

Blond Address

Apartment / Building / Unit / Floor

Company Name*

0123456789

Name

Next

Contoh Dokumen yang Diupload

Invoice



The image shows an Amazon.fr invoice titled 'FACTURE'. It includes the Amazon.fr logo, the seller's address (Amazon EU S.à r.l., Succursale Française, 67 Boulevard du General Leclerc, Clichy 92110, France), and the buyer's address. The invoice number is 1 and the date is 11/10/2019. A table lists two items: MSI Trident 3 Arctic (BRD-002US) and MSI 27" LED - Optix MAG27CQ. The total amount is 1469,90 €.

Qté	Description de l'article	Prix Unitaire (hors TVA)	Taux TVA%	Prix Unitaire (inclus TVA)	Prix Total (inclus TVA)
1	MSI Trident 3 Arctic (BRD-002US)	874,17 €	20 %	1049,00 €	1049,00 €
1	MSI 27" LED - Optix MAG27CQ	350,75 €	20 %	420,90 €	420,90 €
TOTAL:					1469,90 €

S/N Produk

PC




Monitor



*Pastikan Anda telah mengupload 2 item berikut:


1. **Invoice /Bukti Pembelian** : tercantum; 1. Nama Toko pembelian, 2. Tanggal Pembelian, 3. Nama Model Pembelian
2. **Nomor S/N pada produk**, bukan pada packaging (upload seperti contoh diatas)

Cara Mengidentifikasi nomor S/N dan nomor CHK



Step 7-2: Tunggu feedback dari Customer Service MSI




Tsai Jamieeeee
jamietsai@msi.com

Peninjauan akun

Produk

Produk saya

Registrasi produk

keanggotaan

Program Reward

SHOUT OUT

Promosi

penunjang

pesan

Dear Pelanggan,
Permintaan Anda berhasil dikirim. Pengajuan sedang diproses, mohon diperhatikan bahwa seluruh pengajuan akan diperiksa oleh staf kami dan membutuhkan waktu 7-14 hari kerja.
Terima kasih atas kesabaran Anda
Apabila Anda tidak menerima email dari kami pada inbox Anda, silahkan periksa pada Spam, Junk, Trash, Delete Items atau Archive folder

[Kembali ke promosi](#) [riwayat penukaran](#)

*Perlu diingat bahwa semua pengajuan redeem mungkin memerlukan waktu hingga 7 – 14 hari kerja untuk diverifikasi.



msi

Periksa Status Redeem
Anda

Step 8: Buka halaman “Promotions” untuk memeriksa status redeem Anda

Promotions

All Promotions Redeem History

Redeem Date	Promotion Name	Product Name / Serial Number	Status
2026-07-01	Power Your Workspace	Modern AM242 1M	Redeem qualification under reviewing

msi

Bagaimana Cara Upload Ulang Dokumen yang Diminta?

AI ERA
OF COMPUTING

Step Kegagalan Redeem 2:

Buka halaman My Product: klik “relative promotion”

Promotions

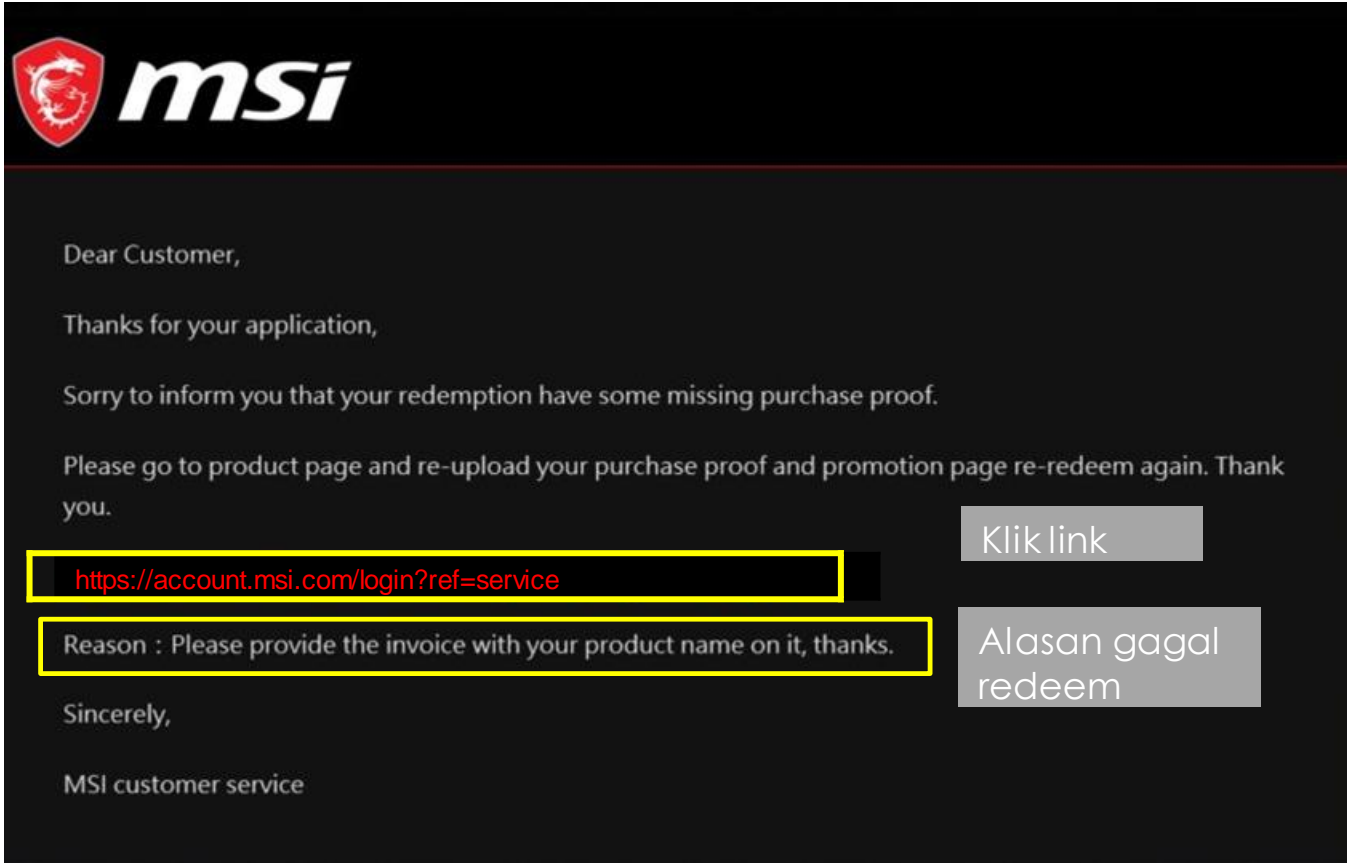
All Promotions | Redeem History

Redeem Date	Promotion Name	Product Name / Serial Number	Status
2026-07-01	Power Your Workspace	Modem AM242 1M	Please provide the invoice with your product name on it, thanks. Redeem Again


Step Kegagalan Redeem 1:

Jika menerima pemberitahuan di email Anda

msi



The image shows a screenshot of an email from MSI. At the top left is the MSI logo, which consists of a red shield with a white dragon and the word "msi" in white lowercase letters. The email body is on a dark background with white text. It starts with "Dear Customer," followed by "Thanks for your application," and then "Sorry to inform you that your redemption have some missing purchase proof." Below this, it says "Please go to product page and re-upload your purchase proof and promotion page re-redeem again. Thank you." There are two yellow rectangular highlights: one around the URL <https://account.msi.com/login?ref=service> and another around the text "Reason : Please provide the invoice with your product name on it, thanks." To the right of the URL is a grey button with the text "Klik link". To the right of the reason text is a grey button with the text "Alasan gagal redeem". At the bottom, it says "Sincerely," and "MSI customer service".



Dear Customer,

Thanks for your application,

Sorry to inform you that your redemption have some missing purchase proof.

Please go to product page and re-upload your purchase proof and promotion page re-redeem again. Thank you.

<https://account.msi.com/login?ref=service>

Reason : Please provide the invoice with your product name on it, thanks.

Sincerely,

MSI customer service

Klik link

Alasan gagal redeem

Step Kegagalan Redeem 3:

Isi informasi yang dibutuhkan dan klik "Redeem"

The screenshot shows the MSI website's 'Promotion Redeem Ask again' page. The page has a navigation bar with 'msi', 'PRODUCTS', 'ODM SOLUTIONS', 'COMMUNITY', 'WHAT'S NEW', and 'SUPPORT'. A sidebar on the left contains menu items: Account Overview, Membership, Product, Support, and Account. The main content area is titled 'Promotion Redeem Ask again' and features a 'Redeem Products' section. This section contains a table with columns: Purchase Date, Purchased Region / Location, Category, Product Name / Serial Number, and Upload. The first row of the table has the following data: 2026-07-01, (empty), Modern AM242 1M, and an 'Upload' button. A red box highlights this 'Upload' button. Below the table is a 'Recipient Information' section, also highlighted with a red box. It contains several input fields: First Name *, Last Name *, Zipcode* (with the value 123456), Address* (with sub-fields for test city and test state), Contact Number* (with the value 09123456789), and a Note field. At the bottom of this section is a 'Captcha' field with the text '27 + 5 =' and a 'Reformat' button. At the very bottom of the form are two buttons: 'Redeem' and 'Cancel'.

Purchase Date	Purchased Region / Location	Category	Product Name / Serial Number	Upload
2026-07-01			Modern AM242 1M	Upload

Recipient Information

First Name *

Last Name *

Zipcode*
123456

Address*
test city test state

test address, test address2, test address2

test address2

Contact Number*
09123456789

Note

Captcha
27 + 5 = Reformat

Redeem Cancel



Tsai Jamieeeee
jamietsai@msi.com

Peninjauan akun

Produk

Produk saya

Registrasi produk

keanggotaan

Program Reward

SHOUT OUT

Promosi

penunjang

pesan

Dear Pelanggan,

Permintaan Anda berhasil dikirim. Pengajuan sedang diproses, mohon diperhatikan bahwa seluruh pengajuan akan diperiksa oleh staf kami dan membutuhkan waktu 7-14 hari kerja.

Terima kasih atas kesabaran Anda

Apabila Anda tidak menerima email dari kami pada inbox Anda, silahkan periksa pada Spam, Junk, Trash, Delete Items atau Archive folder

[Kembali ke promosi](#)

[riwayat penukaran](#)



Bagaimana Cara
Mendapatkan Hadiahnya?

Step 9-1 : Periksa hadiah Anda melalui mailbox email Anda

msi

no-reply@msi-mail.com

[No Reply] MSI Promotion – ID_Power Your Workspace- Notice

msi



Dear Customer,

Terima kasih telah membeli produk MSI!

Redeem promosi **Power Your Workspace** telah disetujui.

Hadiah: Digital Code IDR 300.000

*Hadiah akan dikirimkan pada akhir periode promosi setelah ada konfirmasi dari MSI

Step 9-2 : Periksa status redeem Anda di MSI Member Center



msi PRODUCTS ODM SOLUTIONS COMMUNITY WHAT'S NEW SUPPORT

Account Overview
Membership
Reward Program (OL)
Reward Program
Shout Out
Promotions

Promotions

All Promotions Redeem History

Redeem Date	Promotion Name	Product Name / Serial Number	Status
2026-01-01	Smart Office Rewards	Cubi 5 1M	Redeem Success
2026-07-01	Power Your Workspace	Modern AM242 1M	Redeem Success



msi

FAQ

(Frequently Asked Questions)

Mengapa tidak ada promosi relatif di akun pusat anggota saya?

1. Periksa apakah produk Anda memenuhi syarat model
2. Periksa apakah invoice Anda dalam periode yang memenuhi syarat
3. Pastikan wilayah tempat tinggal Anda berada di wilayah yang memenuhi syarat untuk promosi
4. Pastikan Anda membeli produk yang memenuhi syarat dari mitra MSI di wilayah domisili Anda

Apa yang harus saya lakukan jika saya menerima email yang memberitahukan bahwa klaim saya tidak lengkap?

Harap pastikan bahwa Anda telah memberikan:

1. Invoice/bukti pembelian yang meliputi tanggal pembelian, toko pembelian, dan model pembelian
2. Foto nomor SN yang ada di fisik produk itu sendiri, bukan di packaging

Berapa lama waktu yang dibutuhkan untuk memproses aplikasi dan kapan saya akan menerima hadiah saya?

Semua aplikasi mungkin menggunakan:

- *Kode digital - 7~14 hari kerja untuk diverifikasi.
- *Hadiah Fisik - 8 -12 minggu untuk dikirimkan setelah redeem Anda disetujui

Mengapa saya tidak menerima email apa pun setelah partisipasi saya?

Jika Anda belum menerima email, silakan periksa folder spam Anda dan nonaktifkan filter email Anda.

*Pertanyaan lebih lanjut silahkan menghubungi :

<https://account.msi.com/>



40TH
ANNIVERSARY



msi



Official Partner

AMG
MOTORSPORT