



# Redemption Instruction

MSI Marketing | 2025.12.10

INNOVATE  
BEYOND



***msi***

Register Your Product

# Register/Login to MSI Member Center

<https://account.msi.com/login>

msi

account.msi.com/en/login

New

msi

Store

Products

AIoT Solutions

What's New

Community

MSI for Business

Service

## Welcome to MSI Member Center

### Not a MSI Member Yet?

Become MSI member to follow latest promotions and support updates.

Create an account >

Membership Benefits

✓ Warranty Registration

✓ Exclusive updates on promotions and events

✓ Quicker service and product support


✓ View your current registered MSI products


Upgrade your member benefits by opt-in MSI Reward Program and enjoy more exclusive rewards!

Join Now >

MyMSI

MyMSI gives you front-row access to all things MSI. From App-Only content, quests, and rewards to requesting product support – you can do it all from here!





Download on the App Store

GET IT ON Google Play

### Sign in MSI Account

Please enter your registered account to sign in MSI member center!

17 + 7 =

Reformat

Calculate to get the answer

Sign in >

Forgot your password?

Resend Verification Email

Unsubscribe

OR SIGN IN WITH

f

G

# Register your MSI product

msi

account.msi.com/en/members/accountOverview

msi

Store

Products

AIoT Solutions

What's New

Community

MSI for Business

Service



Account Overview

Product

My Products

Product Registration

Activate MSI Care Plus

Membership

Reward Program

SHOUT OUT

Promotions

Support

Web Ticket

## Account Overview

### MY PROFILE

Account >



- ✓ Create an account
- ✓ Email Verified
- + Complete Profile
- + Binding Social Account

### BALANCE

My Rewards >

Tier / **BRONZE**

Points / **102**

### MY PRODUCTS

More >

Category	Product Name/Serial Number	Purchase Date	
	MEG Z790 ACE MAX		<a href="#">View More</a>

Register New Product

# Register your MSI product



account.msi.com/en/products/registration/step1



Store

Products

AIoT Solutions

What's New

Community

MSI for Business

Service



Account Overview

Product

My Products

Product Registration

Activate MSI Care Plus

Membership

Reward Program

SHOUT OUT

Promotions

Support

Web Ticket

## Product Registration



Step 1



Step 2



Step 3



Step 4

### WARRANTY REGISTRATION: NOTEBOOK, ALL-IN-ONE PC, DESKTOP, MONITOR

ENJOY BENEFITS.

All customers who purchase a new MSI product and then complete registration and reply to the questionnaire will receive a 3-month warranty extension.

- This does not apply to product of which standard warranty has been expired.
- Customers have to complete the questionnaire in advance to get the full benefits.
- MSI reserves the right to update or modify these terms and conditions of this program.
- This extended warranty service only can be applicable to the original region / location where consumers purchased the notebooks/all-in-one.

\*If you have any questions about the warranty extension on offer, please direct your inquiries to local service hotlines or the MSI support service.

\* The promotion excluded MOTHERBOARD and GRAPHICS CARD.

Register



# Register your MSI product - SN number registration



account.msi.com/en/products/registration/step2



Store

Products

AIoT Solutions

What's New

Community

MSI for Business

Service



Account Overview

Product

My Products

Product Registration

Activate MSI Care Plus

Membership

Reward Program

SHOUT OUT

Promotions

Support

Web Ticket

## Product Registration



Step 1



Step 2



Step 3



Step 4

Serial Number\*

How to Identify Product Serial Number ?

\*Please pay attention to the differences between "0" and "O", "1" and "l".

Register

# How to Identify Product Serial Number ?

msi



account.msi.com/en/products/registration/step2

msi Store Products AIoT Solutions What's New Community MSI for Business Service

**Product Registration**

Step 1 Step 2 Step 3 Step 4

Serial Number \*

How to Identify Product Serial Number ?

\*Please pay attention to the differences between "0" and "O", "1" and "I".

Register

Account Overview

Product

My Products

Product Registration

Activate MSI Care Plus

Membership

Reward Program

SHOUT OUT

Promotions

Support

Web Ticket

## How to Identify Product Serial Number ?

MSI® HOW-TO find serial number (SN) and check code (CHK)

Ver más ta... Compartir

msi

HOW TO

Find Serial Number?

Laptop All-in-One PC Desktop Monitor Motherboard

Graphics Card PC Case Gaming Gear Gaming Chair Liquid Cooling

Power Supply Storage Networking

# How to Identify Product Serial Number ?

*msi*

The S/N number photo must be on the product, NOT on the color box

Monitor



# Fill in the Product Registration form

msi

Account Overview

Product

My Products

Product Registration

Activate MSI Care Plus

Membership

Reward Program

SHOUT OUT

Promotions

Support

Web Ticket

Ticket History

Apply for Service

Service History

Live Chat

Account

My Profile

Login Management

Change Password

Subscribe

Product Registration

Step 1

Step 2

Step 3

Step 4

Product Type \*

Monitor


Product Name \*

MPG 271QR QD-OLED X50

Model \*

Serial Number \*

CHK \*

Please find the Serial Number sticker on the product and input the 3 digit CHK code as shown below (The image shown below is an example on where the CHK code could be found) 

Region / Location \*

Select

Store Name \*

Select

Purchase Date \*

Where did you purchase the product \*

☒ Retail store ☐ Online retailer ☐ Reseller

Invoice / Receipt Upload \*

選擇檔案

※選擇區分簿檔

Please resize the image to a width no greater than 1600px (.jpg, .gif, .png)  
The invoice should include the model name, invoice date, and invoice number.

Capcha \*

221 + 4 =

Reformat

Calculate to get the answer

Next

# Complete your product registration



account.msi.com/en/products/registration/step4

[Store](#)[Products](#)[AIoT Solutions](#)[What's New](#)[Community](#)[MSI for Business](#)[Service](#)[Account Overview](#)[Product](#)[My Products](#)[Product Registration](#)[Activate MSI Care Plus](#)[Membership](#)[Reward Program](#)[SHOUT OUT](#)[Promotions](#)[Support](#)[Web Ticket](#)

## Product Registration



THANK YOU FOR YOUR REGISTRATION!

Please fill out this questionnaire and help us to improve our products.



***msi***

Participate Promotion



🏠 Account Overview

📦 Product

My Products

Product Registration

Activate MSI Care Plus

★ Membership

Reward Program

SHOUT OUT

Promotions

💬 Support

Web Ticket

## Promotions

All Promotions

Redeem History

Promotion  
image

Promotion  
name

📅 Promotion period

🕒 Promotion model

REDEEM >

# My Products



Store

Products

AIoT Solutions

What's New

Community

MSI for Business

Service



Account Overview

Product

My Products

Product Registration

Activate MSI Care Plus

Membership

Reward Program

SHOUT OUT

Promotions

Support

Web Ticket

## My Products

Category	Product Name / Serial Number	Purchase Date	
	MPG 271QR QD-OLED X50 S/N	2023-12-25	View More

Register New Product

# Eligible Promotion

msi

account.msi.com/en/products/promotion/601-7D86-030B2311000914



msi

Store

Products

AIoT Solutions


What's New


Community

MSI for Business

Service



 Account Overview

 Product

My Products

Product Registration


Activate MSI Care Plus

 Membership

Reward Program

SHOUT OUT

Promotions

 Support

Web Ticket

## My Products

Detail

Reupload

Service

Eligible Promotion

Promotion  
image

Promotion  
name

 Promotion period

 Promotion model

REDEEM >

[Account Overview](#)[Product](#)[My Products](#)[Product Registration](#)[Activate MSI Care Plus](#)[Membership](#)[Reward Program](#)[SHOUT OUT](#)[Promotions](#)[Support](#)[Web Ticket](#)[Ticket History](#)[Apply for Service](#)[Service History](#)[Live Chat](#)[Account](#)[My Profile](#)[Login Management](#)[Change Password](#)[Subscribe](#)

## Promotion Redeem

Promotion image

Promotion name

Promotion Period :

Activity invoice date :

Redeem Limit :

Eligible Products

Eligible Locations

Redeem Page

Terms and Conditions

Redeem Guide

### Redeem Products

Purchase Date	Purchased Region / Location	Category	Product Name / Serial Number	Upload
			MPG 271QR QD-OLED X50 S/N	

### Extra Information

How did you hear about this promotion?

- ☐ MSI official website
- ☐ MSI Member Center
- ☐ Social media (Facebook, Twitter, Instagram, etc.)
- ☐ Email newsletter
- ☐ Recommendation from media/ influencer
- ☐ Community Forum
- ☐ Online store website
- ☐ Internet Advertisement
- ☐ Internet search
- ☐ Magazine or Newspaper
- ☐ Promotional flyer
- ☐ Offline store
- ☐ Recommendation from friends or colleagues
- ☐ Recommendation from store staff
- ☐ Other \_\_\_\_\_

[Next](#)

## Upload

Proof of purchase **Upload instructions**

選擇檔案 未選擇任何檔案

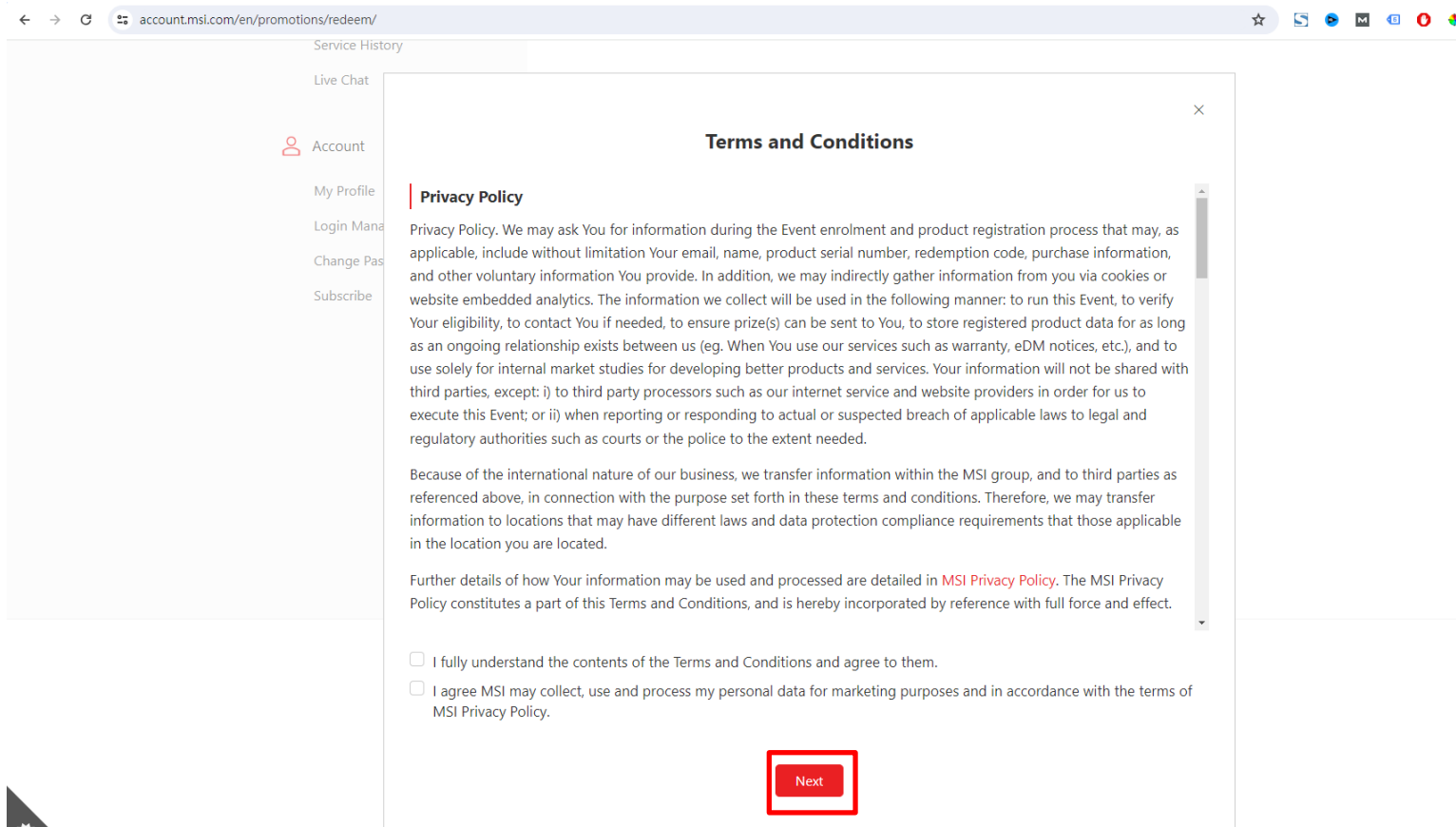
Product Barcode **Upload instructions**

選擇檔案 未選擇任何檔案

[Submit](#)



# Agree Terms and Conditions



The screenshot shows a web browser window with the address bar displaying `account.msi.com/en/promotions/redeem/`. On the left, a sidebar menu contains links for Service History, Live Chat, Account, My Profile, Login Mana, Change Pas, and Subscribe. A modal window titled "Terms and Conditions" is open, displaying the following text:

**Privacy Policy**

Privacy Policy. We may ask You for information during the Event enrolment and product registration process that may, as applicable, include without limitation Your email, name, product serial number, redemption code, purchase information, and other voluntary information You provide. In addition, we may indirectly gather information from you via cookies or website embedded analytics. The information we collect will be used in the following manner: to run this Event, to verify Your eligibility, to contact You if needed, to ensure prize(s) can be sent to You, to store registered product data for as long as an ongoing relationship exists between us (eg. When You use our services such as warranty, eDM notices, etc.), and to use solely for internal market studies for developing better products and services. Your information will not be shared with third parties, except: i) to third party processors such as our internet service and website providers in order for us to execute this Event; or ii) when reporting or responding to actual or suspected breach of applicable laws to legal and regulatory authorities such as courts or the police to the extent needed.

Because of the international nature of our business, we transfer information within the MSI group, and to third parties as referenced above, in connection with the purpose set forth in these terms and conditions. Therefore, we may transfer information to locations that may have different laws and data protection compliance requirements that those applicable in the location you are located.

Further details of how Your information may be used and processed are detailed in [MSI Privacy Policy](#). The MSI Privacy Policy constitutes a part of this Terms and Conditions, and is hereby incorporated by reference with full force and effect.

☐ I fully understand the contents of the Terms and Conditions and agree to them.

☐ I agree MSI may collect, use and process my personal data for marketing purposes and in accordance with the terms of MSI Privacy Policy.

A red rectangular box highlights the "Next" button at the bottom of the modal.

# Promotion Redeem Confirmation

msi

msi

Store

Products

AIoT Solutions

What's New

Community

MSI for Business

Service



Account Overview

Product

My Products

Product Registration

Activate MSI Care Plus

Membership

Reward Program

SHOUT OUT

Promotions

Support

Web Ticket

Ticket History

Apply for Service

Service History

Live Chat

Account

My Profile

Login Management

Change Password

Subscribe

## Promotion Redeem Confirm

### Redeem Products

Product Type

Product Name

Serial Number

Purchase Date

Purchased Region / Location

Proof of purchase

*Invoice must show product model, invoice date, and shop/vendor name*

Product Barcode

*Serial number must be taken from the product itself;  
photo of the colourbox will not be accepted*

### Extra Information

How did you hear about this promotion?

### Captcha

Calculate to get the answer


~~21~~ + 8 =

Reformat

REDEEM

Cancel




 [Account Overview](#)

 [Product](#)

[My Products](#)

[Product Registration](#)

[Activate MSI Care Plus](#)

 [Membership](#)

[Reward Program](#)

[SHOUT OUT](#)

[Promotions](#)

 [Support](#)

[Web Ticket](#)

## Message

Dear Customer,

Your request has been successfully sent. Application is under process, please keep in mind that all applications are checked by our staff and might take up to 7 ~ 14 working days.

Thank you for your patience.

If you didn't receive our email in your inbox, please kindly check in the Spam, Junk, Trash, Deleted Items, or Archive folder.

[Back to Promotion](#)

[Redeem History](#)





Check redemption status  
or  
Re-upload requested  
documents

# Find the promotion page and check the status

msi

msi

Store

Products

AIoT Solutions

What's New

Community

MSI for Business

Service



Account Overview

Product

My Products

Product Registration

Activate MSI Care Plus

Membership

Reward Program

SHOUT OUT

Promotions

Support

Web Ticket

Ticket History

Apply for Service

Service History

Live Chat

Account

My Profile

Login Management

Change Password

Subscribe

## Promotion Redeem

Promotion image

Promotion name

Promotion Period :

Activity invoice date :

Redeem Limit :

Eligible Products

Eligible Locations

Redeem Page

Terms and Conditions

Redeem Guide

## Redeem Records

Redeem Date	Order ID	Product Name / Serial Number	Status
	6371429c45	MPG 271QR QD-OLED X50 S/N	Redeem qualification under reviewing

## Redeem Products

No products eligible for redemption

Register Your Product

Verification may take longer than 14 business days.

# If there any missing document, Will receive an email for notification

*msi*

*msi*

Promotion  
image

Dear Customer,

Thank you for purchasing an MSI product!

Sorry to inform you that your redemption have some missing purchase proof.

Please go to product page and re-upload your purchase proof and promotion page re-redeem again.

<https://account.msi.com/promotions/redeem/>

Reason : *Missing document*

Thanks for your understanding.

MSI customer service team



## ABOUT MSI

MSI is a world leader in gaming, content creation and AIoT solutions. Bolstered by its cutting-edge R&D capabilities and customer-driven innovation, MSI has a wide-ranging global presence spanning over 120 countries. Its comprehensive lineup of laptops, graphics cards, monitors, motherboards, desktops, peripherals, servers, IPCs, robotic appliances, and vehicle infotainment and telematics systems are globally acclaimed. Committed to advancing user experiences through the finest product quality, intuitive user interface and design aesthetics, MSI is a leading brand that shapes the future of technology. For more product information, please go to <https://www.msi.com>.

*msi*

Copyright © 2020 Micro-Star Int'l Co., Ltd. All rights reserved. Other company and MSI Member Center mentioned may be the trademarks of their respective owners.

# Re-upload the missing document

msi

msi

Store

Products

AIoT Solutions

What's New

Community

MSI for Business

Service

Account Profile Search



Account Overview

Product

My Products

Product Registration

Activate MSI Care Plus

Membership

Reward Program

SHOUT OUT

Promotions

Support

Web Ticket

Ticket History

Apply for Service

Service History

Live Chat

Account

My Profile

Login Management

Change Password

Subscribe

## Promotion Redeem

Promotion image

Promotion name

Promotion Period :

Activity invoice date :

Redeem Limit :

Eligible Products

Eligible Locations

Redeem Page

Terms and Conditions

Redeem Guide

## Redeem Records

Redeem Date	Order ID	Product Name / Serial Number	Status
	6371429c45	MEG Z790 ACE MAX	Redeem not qualified, Please re-upload data and redeem again. Please help to attach the invoice <a href="#">Redeem Again</a>

## Redeem Products

No products eligible for redemption

[Register Your Product](#)

**Re-upload the missing document**  
Incomplete registration may result in the additional processing time if You are required to provide additional information.



# Success email notification

**msi**

**msi**

Promotion  
image

Dear Customer,

Thank you for purchasing an MSI product!

Redeem for *Promotion name* has been approved.

Your activation code is:

*Prize*

To activate your code, please refer to

Best Regards,

MSI customer service team



## ABOUT MSI

MSI is a world leader in gaming, content creation and AIoT solutions. Bolstered by its cutting-edge R&D capabilities and customer-driven innovation, MSI has a wide-ranging global presence spanning over 120 countries. Its comprehensive lineup of laptops, graphics cards, monitors, motherboards, desktops, peripherals, servers, IPCs, robotic appliances, and vehicle infotainment and telematics systems are globally acclaimed. Committed to advancing user experiences through the finest product quality, intuitive user interface and design aesthetics, MSI is a leading brand that shapes the future of technology. For more product information, please go to <https://www.msi.com>.

**msi**  
GAMING

Copyright © 2020 Micro-Star Int'l Co., Ltd. All rights reserved. Other company and MSI Member Center mentioned may be the trademarks of their respective owners.

# Success status



Store

Products

AIoT Solutions

What's New

Community

MSI for Business

Service



Account Overview

Product

My Products  
Product Registration  
Activate MSI Care Plus

Membership

Reward Program  
SHOUT OUT  
Promotions

Support

Web Ticket  
Ticket History  
Apply for Service  
Service History  
Live Chat

Account

My Profile  
Login Management  
Change Password  
Subscribe

## Promotion Redeem

Promotion image

Promotion name

Promotion Period :

Activity invoice date :

Redeem Limit :

Eligible Products

Eligible Locations

Redeem Page

Terms and Conditions

Redeem Guide

## Redeem Records

Redeem Date	Order ID	Product Name / Serial Number	Status
	6371429c45	MPG 271QR QD-OLED X50 S/N	Redeem Success Your Redeem Code:

## Redeem Products

No products eligible for redemption

Register Your Product



How to Activate Game Code?

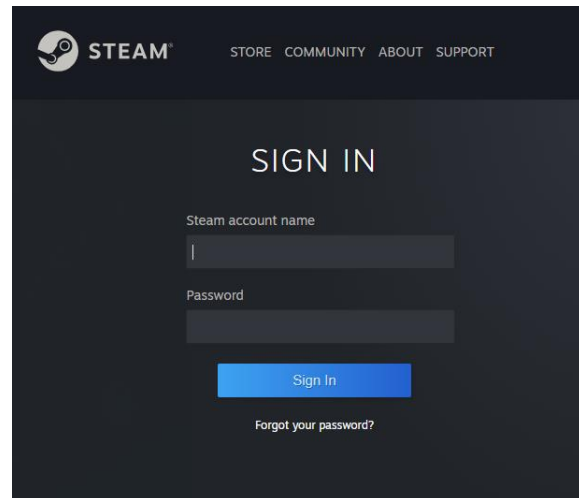
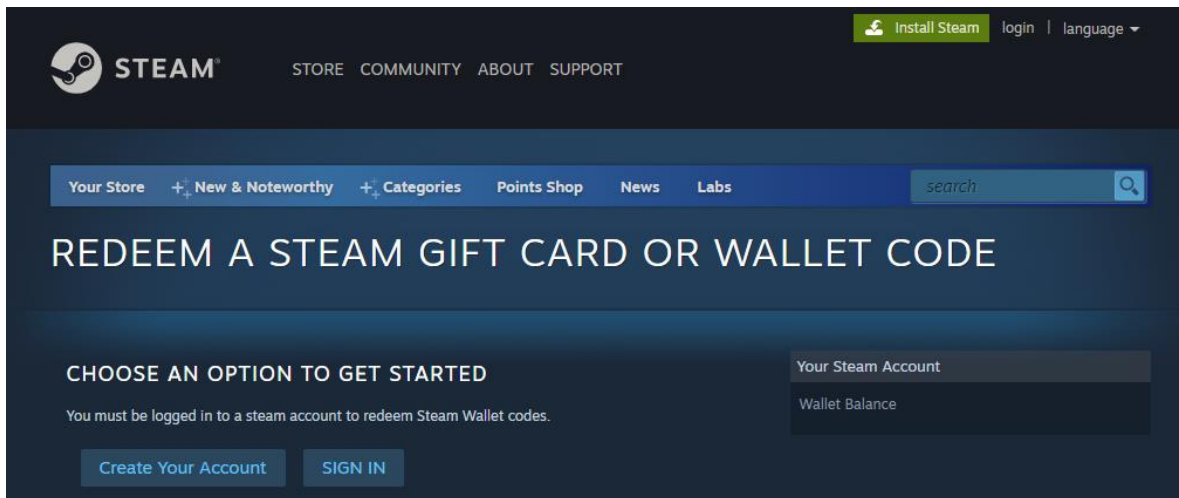
# Where you activate/redeem a wallet code in steam

*msi*

STEP 1:

<https://store.steampowered.com/account/redeemwalletcode>

STEP 2: SIGN IN



# Where you activate/redeem a wallet code in steam

msi

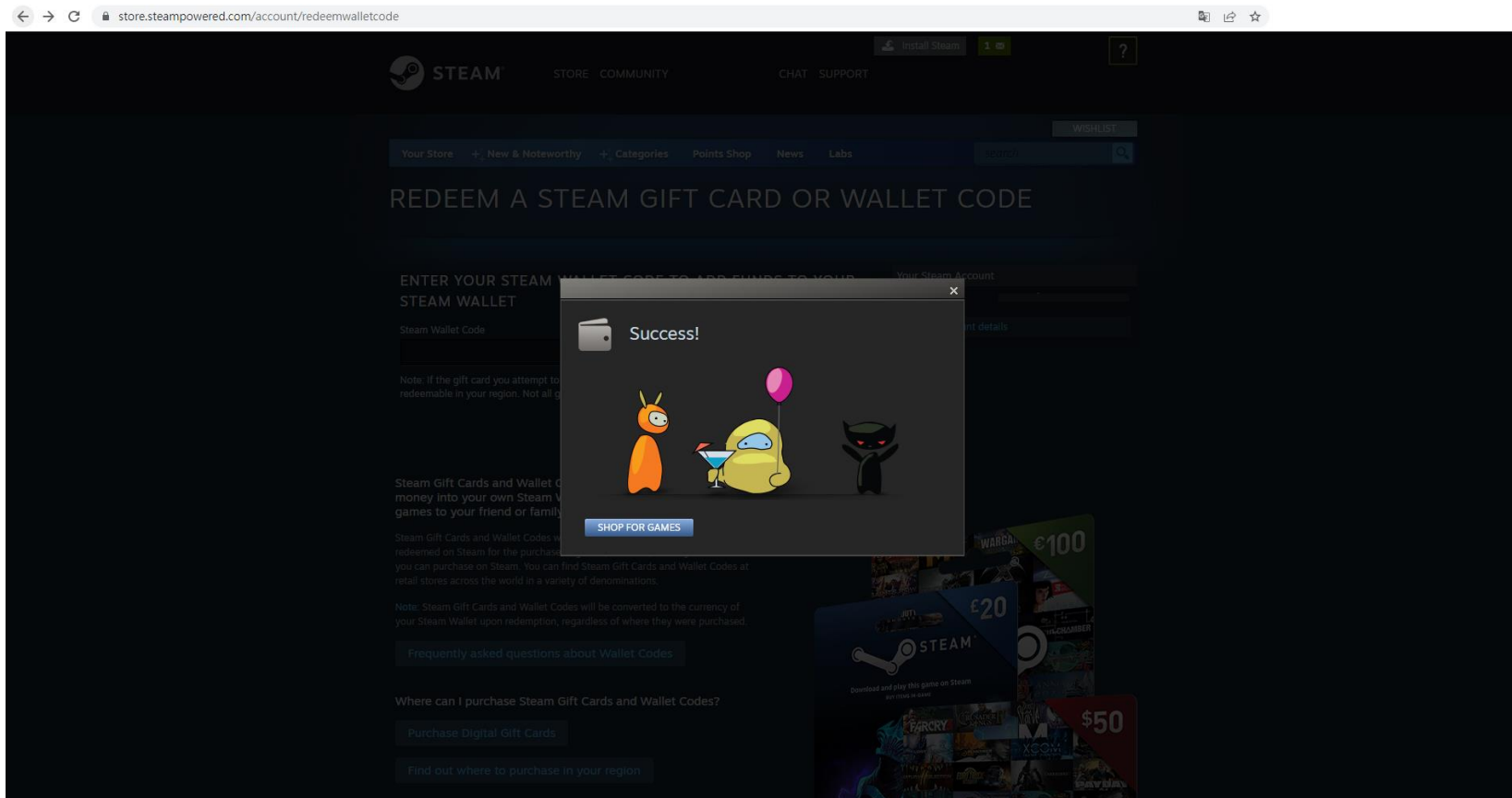
STEP 3: add your steam wallet code

If you received more than one code, please add in separate



# Success

msi



# Error Message

Keys look like the following: AAAAAA-BBBBBB-CCCCC

\*\*\*Steam wallet code contains 15 characters



The screenshot shows the Steam website's 'REDEEM A STEAM GIFT CARD OR WALLET CODE' page. The browser address bar shows 'store.steampowered.com/account/redeemwalletcode'. The page features a dark blue header with the Steam logo and navigation links. Below the header, there's a search bar and a 'WISHLIST' button. The main content area has a large orange error message box stating: 'There was an error redeeming the entered code.' followed by a list of troubleshooting steps. Below the error message, there's a section titled 'ENTER YOUR STEAM WALLET CODE TO ADD FUNDS TO YOUR STEAM WALLET' with a text input field containing 'AAAAA-BBBBBB-CCCCC' and a 'Continue' button. A note below the input field states: 'Note: If the gift card you attempt to redeem is not in your currency, it will be automatically converted if redeemable in your region. Not all gift card currencies can be redeemed in all regions.' At the bottom, there's a section titled 'Steam Gift Cards and Wallet Codes are an easy way to put money into your own Steam Wallet or give the perfect gift of games to your friend or family member.' followed by a paragraph explaining how to use them. A small image of a Steam gift card is visible in the bottom right corner.

store.steampowered.com/account/redeemwalletcode

STEAM

STORE COMMUNITY CHAT SUPPORT

WISHLIST

Your Store + New & Noteworthy + Categories Points Shop News Labs search

REDEEM A STEAM GIFT CARD OR WALLET CODE

There was an error redeeming the entered code.

- The code may be invalid. Please carefully verify the characters as you re-enter the code and double check to see if you've mistyped your key. I, L, and 1 can look alike, as can V and Y, and 0 and O.
- The code may not yet have been activated. It may take several hours after time of purchase before activation is completed by your retailer, please wait and try redeeming the code again in a little while.
- If the currency of the code you are attempting to redeem is different than the region in which you are located, you may not be able to redeem this gift card to your account. If this is the case please return this code to the retailer where it was purchased.
- If the problem persists, please contact [Steam Support](#) for further assistance.

Your Steam Account

Wallet Balance

[See my account details](#)

ENTER YOUR STEAM WALLET CODE TO ADD FUNDS TO YOUR STEAM WALLET

Steam Wallet Code

AAAAA-BBBBBB-CCCCC Continue

Note: If the gift card you attempt to redeem is not in your currency, it will be automatically converted if redeemable in your region. Not all gift card currencies can be redeemed in all regions.

Steam Gift Cards and Wallet Codes are an easy way to put money into your own Steam Wallet or give the perfect gift of games to your friend or family member.

Steam Gift Cards and Wallet Codes work just like gift certificates, which can be redeemed on Steam for the purchase of games, software, and any other item you can purchase on Steam. You can find Steam Gift Cards and Wallet Codes at retail stores across the world in a variety of denominations.

Note: Steam Gift Cards and Wallet Codes will be converted to the currency of





***msi***

# FAQs

Why there is no any relative promotion appears in my member center account?

1. Check if your product is eligible model
2. Check if your invoice is in eligible period
3. Make sure the country you live is in the eligible country for the promotion

What should I do if I received an email inform me that my claim was incomplete?

Please make sure that you had provide:

1. Invoice/purchase proof which include purchase date, purchase store, and purchase model
2. SN number picture that on the product itself, not on the package

How long does it takes to process the application and when will I receive my gift?

All applications might take up:

\*Digital code - 7~14 working days to be verified.

Why am I not receive any email after my participation?

If you have not received an email, please check your spam folder and deactivate your email filter.





40<sup>TH</sup>  
ANNIVERSARY



msi



Official Partner

AMG  
MOTORSPORT