


msi

TIME TO PLAY

Redemption Process

MADE FOR GAMERS & CREATORS

NEXT-LEVEL AI PC





First step:
Register your
Product



NEXT-LEVEL AI PC

Step 1 : Register/Login to MSI Member Center



msi

PRODUCTS

ODM SOLUTIONS

COMMUNITY

WHAT'S NEW

SUPPORT

Sign Up

MSI is committed to respecting and protecting your privacy.
The information you are providing here will help us provide you with better service.
Items marked with * are required for application

Email *

Password *

Confirm Password *

First Name *

Last Name

Region / Location *

Select

Contact Number

☐ Subscribe Latest Information
Please check the box on the newsletter you want to subscribe, and press [Send] to confirm.
By Clicking, I have read and agree to the MSI Privacy Policies

☐ MSI Reward Program
By clicking, I agree to the MSI Reward Program [Terms and condition](#).
Become a member today to earn points, get exclusive offers, special VIP event invites and more!
Learn more about the benefits of the [MSI Reward Program](#).

☐ I acknowledge and agree to [MSI Privacy Policy](#) *

Captcha *

24 + 2 =

Sign Up

Cancel

Step 2 : Go to product registration page



PRODUCTS

ODM SOLUTIONS

COMMUNITY

WHAT'S NEW

SUPPORT

My Products

Category	Product Name / Serial Number	Purchase Date	Warranty Period	
----------	------------------------------	---------------	-----------------	--

Register New Product

Account Overview

Membership

Reward Program

Shout Out

Promotions

Product

My Products

Product Registration

Appointment Service

Step 3 : register a new product



PRODUCTS

ODM SOLUTIONS

COMMUNITY

WHAT'S NEW

SUPPORT

Account Overview

Membership

Reward Program

Shout Out

Promotions

Product

My Products

Product Registration

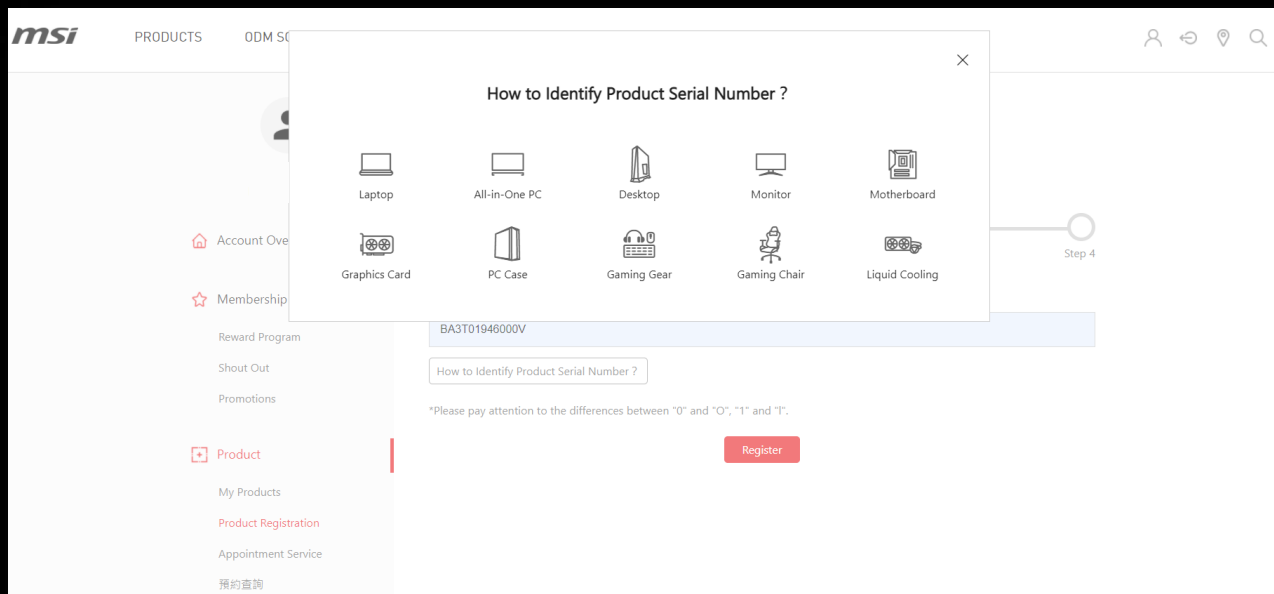
Appointment Service

預約查詢

My Products

Category	Product Name / Serial Number	Purchase Date	Warranty Period
<div></div>			

Step 4 : Click on the product to learn how to identify the S/N number *msi*



Step 5-1 : Fill in S/N number

[PRODUCTS](#)[ODM SOLUTIONS](#)[COMMUNITY](#)[WHAT'S NEW](#)[SUPPORT](#)[Account Overview](#)[Membership](#)[Reward Program](#)[Shout Out](#)[Promotions](#)[Product](#)[My Products](#)[Product Registration](#)[Appointment Service](#)

Product Registration



Step 1



Step 2



Step 3



Step 4

Serial Number *


[How to Identify Product Serial Number ?](#)

*Please pay attention to the differences between "0" and "O", "1" and "l".

[Register](#)

Step 5-2 : Fill in CHK number

[ODM SOLUTIONS](#)[COMMUNITY](#)[WHAT'S NEW](#)[SUPPORT](#)



[Account Overview](#)[Membership](#)

[Reward Program](#)[Shout Out](#)[Promotions](#)

[Product](#)

[My Products](#)[Product Registration](#)[Appointment Service](#)[預約查詢](#)

[Support](#)

[Web Ticket](#)

Product Registration

Step 1

Step 2

Step 3

Step 4


Product Type *

Product Name *

Model *

Serial Number *

CHK *

Please find the Serial Number sticker on the product and input the 3 digit CHK code as shown below (The image shown below is an example on where the CHK code could be found) 

Step 5-3 : Complete the product registration form

Support

Web Ticket

Ticket History

Apply for Service

Repair Inquiry

Live Chat

Account


My Profile

Login Management

Change Password

Subscribe

CHK *

Please find the Serial Number sticker on the product and input the 3 digit CHK code as shown below (The image shown below is an example on where the CHK code could be found) 

Region / Location *

Select

Store Name *

Select

Purchase Date *

Where did you purchase the product *

☒ Retail store ☐ Online retailer ☐ Reseller

Invoice Upload *

選擇檔案


未選擇任何檔案

Please resize the image to a width no greater than 1600px (.jpg, .gif, .png)

The invoice should include the model name, invoice date, and invoice number.

Captcha *

23 + 9 =



Reformat

Captcha

Next

★ Don't forget to upload the invoice!

msi


Second step:
Redeem eligible
promotion

NEXT-LEVEL AI PC



Step 6-1 : Go to “Promotions” and click redeem


msi



[Account Overview](#)
[Membership](#)
Reward Program
SHOUT OUT
[Promotions](#)
[Product](#)
My Products
Product Registration
[Support](#)
Web Ticket

Promotions

All PromotionsRedeem History




Time To Play

2025-XX-XX~2025-XX-XX

Graphics Card

[Redeem >](#)




Live in Everyday Passion

2021-07-01~2021-09-30

Laptop

[Redeem >](#)



Back to Modern


2021-06-17~2021-07-18

Monitor

[Redeem >](#)

Step 6 -2: Upload product S/N photo, fill in the required information and click Next

msi




PRODUCTS

ODM SOLUTIONS

COMMUNITY

WHAT'S NEW

SUPPORT



janie
janietan@msi.com

Account Overview

Membership

Reward Program (CU)

Reward Program

Shout Out

Promotions

Product

My Products

Product Registration

Online Store

Support

Web Ticket

Ticket History

Apply for Service

Rapid History

User Chat

Account


My Profile

Login Management

Change Password

Subscribe

Promotion Redeem



TIME TO PLAY

Promotion Period:
2025-xx-xx ~ 2025-xx-xx

Activity reward ratio:
2025-xx-xx ~ 2025-xx-xx

Redeem Limit:
3 for each email


Upload Product

Upload Location

Waiting Page

Redeem Guide

Redeem Products

Purchase Date	Purchased Region / Location	Category	Product Name / Serial Number	Upload
<input type="radio"/>	2025-06-10	Germany	 MSI GEFORCE RTX 3070 10G GAMING TRIO (REFURBISHED)	<div>Upload</div>

Recipient Information

First Name *

janie

Last Name *

Username *

Address *

City

State / Province / Region

Street address

Apartment / Building / Unit / Floor

Contact Number *


08123456789

Name

Next

Step 7-1: Check the information you filled, and click “Redeem”





- Account Overview
- Membership**
 - Reward Program (EU)
 - Reward Program
 - Shout Out
 - Promotions
- Product
 - My Products
 - Product Registration
 - Online Store
- Support
 - Web Ticket
 - Ticket History
 - Apply for Service
 - Repair History
 - Live Chat
- Account
 - My Profile
 - Login Management
 - Change Password
 - Subscribe

Promotion Redeem Confirm

Redeem Products

Product Type

Product Name


Serial Number
MS 5

Purchase Date

Purchased Region / Location

Proof of purchase
[Check File](#)

Product Barcode



Recipient Information

First Name *

Last Name *

Zipcode *
123456

Address *
test city
test state
test address
test address2

Contact Number *
09121456789

Note

Captcha

14 + 5 = 19

[Refresh](#)

[Redeem](#) [Cancel](#)

Example of Uploaded Documents

msi

INVOICE

amazon.fr

FACTURE

Adresse de facturation: Amazon EU S.à r.l., Succursale Française
67 Boulevard du General Leclerc
Clichy 92110
France
TVA: FR12487773327

Adresse de livraison:

Numéro de commande: Numéro de facture:

Date de la commande: 11/10/2019 Date de la facture/Date de la provision: 11/10/2019

Qté	Description de l'article	Prix Unitaire (hors TVA)	Taux TVA%	Prix Unitaire (inclus TVA)	Prix Total (inclus TVA)
1	MSI GEFORCE RTX 5070 12G GAMING TRIO	874,17 €	20 %	1049,00 €	1049,00 €
1	MSI 27" LED - Optix MAG27CQ	350,75 €	20 %	420,90 €	420,90 €
TOTAL:					1469,90 €

Product S/N On the product








*Please make sure you have uploaded 2 items:


1. **Invoice/Purchase Proof** : 1. Channel Name 2. Purchase Date 3. Purchase Model Name
2. **S/N number on the product**, not on the package (show like upper example)


Step 7-2: Wait for the feedback from MSI Customer Service




PRODUCTSODM SOLUTIONSCOMMUNITYWHAT'S NEWSUPPORT




n

 Account Overview

 Membership

Reward Program

Shout Out

Promotions

Message

Dear Customer,

Your request has been successfully sent. Application is under process, please keep in mind that all applications are checked by our staff and might take up to 7 ~ 14 working days.

Thank you for your patience.

If you didn't receive our email in your inbox, please kindly check in the Spam, Junk, Trash, Deleted Items, or Archive folder.

[Back to Promotion](#)[Redeem History](#)

*Keep in mind that all applications might take up to 7 – 14 working days to be verified.





Check your redemption
status


NEXT-LEVEL AI PC

Step 8: Select “Promotions” to check the review status





 Account Overview

 Membership

Reward Program (OL)

Reward Program

Shout Out

Promotions

Promotions

All Promotions

Redeem History

Redeem Date	Promotion Name	Product Name / Serial Number	Status
2025-XX-XX	TIME TO PLAY	MSI GEFORCE RTX 5070 12G GAMING TRIO	Redeem qualification under reviewing



How to re-upload
requested documents?

NEXT-LEVEL AI PC

Failure redemption step 1:

If receive the notifications in your mailbox

msi



Dear Customer,

Thanks for your application,

Sorry to inform you that your redemption have some missing purchase proof.

Please go to product page and re-upload your purchase proof and promotion page re-redeem again. Thank you.

<https://account.msi.com/login?ref=service>

Reason : Please provide the invoice with your product name on it, thanks.

Sincerely,

MSI customer service

click the link


Reasons for fail
redemption


Fail redemption step 2:

Then go to My Product: click relative promotion

msi



 Account Overview

 Membership

Reward Program (OL)

Reward Program

Shout Out

Promotions

Promotions

All Promotions

Redeem History

Redeem Date	Promotion Name	Product Name / Serial Number	Status
2025-XX-XX	TIME TO PLAY	MSI GEFORCE RTX 5070 12G GAMING TRIO	<div>Please provide the invoice with your product name on it, thanks. Redeem Again</div>

Fail redemption step 3: Fill in the required information and click “Redeem”



PRODUCTS

ODM SOLUTIONS

COMMUNITY

WHAT'S NEW

SUPPORT

Account Overview

Membership

Reward Program (CL)

Reward Program

Shout Out

Promotions

Product

My Products

Product Registration

Online Store

Support

Web Ticket

Ticket History

Apply for Service

Repair History

Live Chat

Account

My Profile

Login Management

Change Password

Subscribe

Promotion Redeem Ask again

Redeem Products

Purchase Date	Purchased Region / Location	Category	Product Name / Serial Number	Upload
2025-XX-XX			MSI GEFORCE RTX 5070 12G GAMING TRIO	<div>Upload</div>

Recipient Information

First Name *

Last Name *

Zipcode *

123456

Address *

test city

test state

test address, test address2, test address2

test address2

Contact Number *

09123456789

Note

Captcha

27 + 5 =


Reformat





Redeem


Cancel


Redeem Complete


msi

PRODUCTSODM SOLUTIONSCOMMUNITYWHAT'S NEWSUPPORT





Account Overview

Membership

Reward Program

Shout Out

Promotions

Message

Dear Customer,
Your request has been successfully sent. Application is under process, please keep in mind that all applications are checked by our staff and might take up to 7 ~ 14 working days.
Thank you for your patience.
If you didn't receive our email in your inbox, please kindly check in the Spam, Junk, Trash, Deleted Items, or Archive folder.

[Back to Promotion](#)[Redeem History](#)

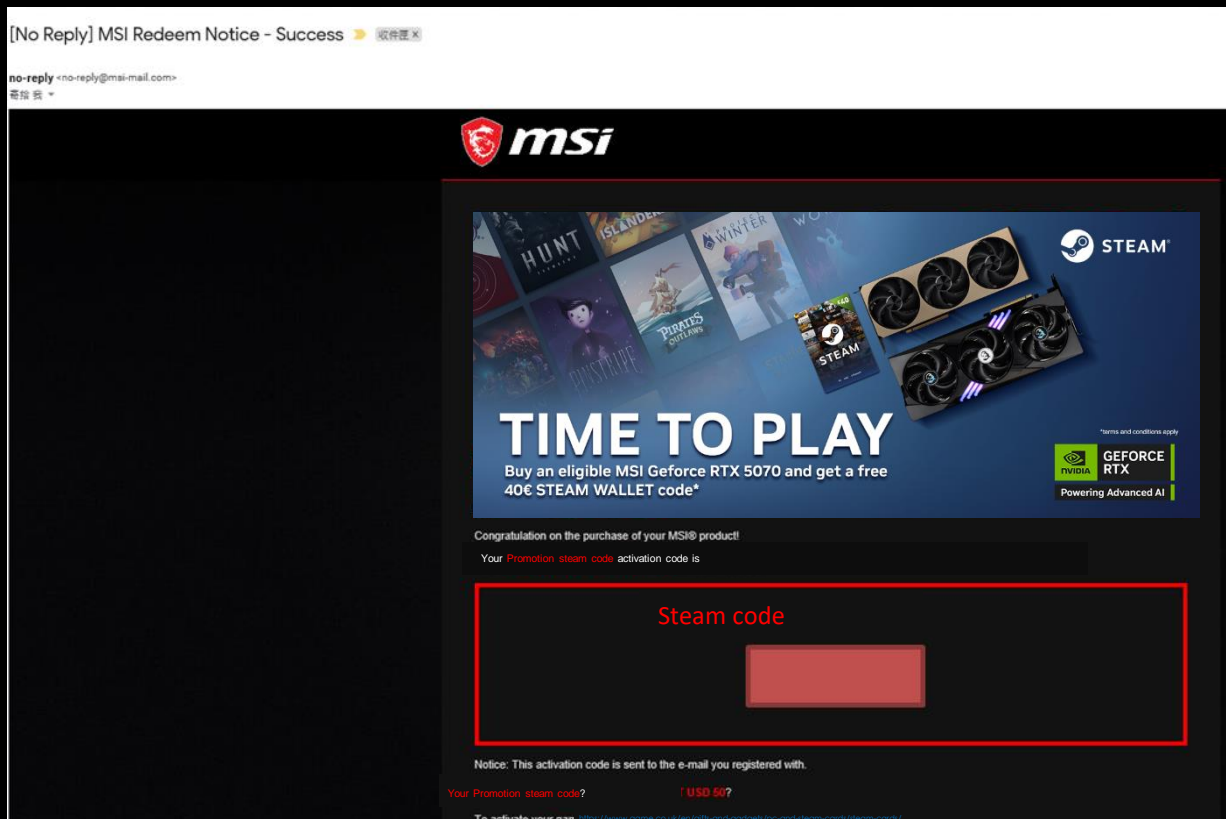
msi

How to get the
prize?



NEXT-LEVEL AI PC

Step 9-1 : Check your prize via your mailbox



Agree to the Event Terms and Conditions to complete product registration and await MSI review. If MSI determines You meet all eligibility criteria, the game code(s) (see below) will be sent to Your registered email address.

Verification may take up to **14** business days.

msi

NEXT-LEVEL AI PC



msi



Official Partner

AMG
MOTORSPORT



PCR
POST-CONSUMER RECYCLED

