

msi

Redemption Instruction

MSI

NEXT-LEVEL AI PC



msi

Register Your Product

NEXT-LEVEL AI PC

Register/Login to MSI Member Center



<https://account.msi.com/login>

account.msi.com/en/login

msi Store Products AIoT Solutions What's New Community MSI for Business Service

Welcome to MSI Member Center

Not a MSI Member Yet?

Become MSI member to follow latest promotions and support updates.

Create an account >

Membership Benefits





- ✓ Warranty Registration
- ✓ Quicker service and product support
- ✓ Exclusive updates on promotions and events
- ✓ View your current registered MSI products

Upgrade your member benefits by opt-in MSI Reward Program and enjoy more exclusive rewards!

Join Now >


MyMSI

MyMSI gives you front-row access to all things MSI. From App-Only content, quests, and rewards to requesting product support – you can do it all from here!



Sign in MSI Account





Please enter your registered account to sign in MSI member center!

 Reformat

Sign in >

[Forgot your password?](#) | [Resend Verification Email](#) | [Unsubscribe](#)

OR SIGN IN WITH



Register your MSI product



account.msi.com/en/members/accountOverview



Store

Products

AIoT Solutions

What's New

Community

MSI for Business

Service



Account Overview

[Account Overview](#)

[Product](#)

My Products

Product Registration

Activate MSI Care Plus

[Membership](#)

Reward Program

SHOUT OUT

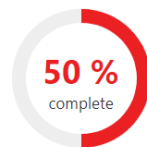
Promotions

[Support](#)

Web Ticket

MY PROFILE

[Account >](#)



- Create an account
- Email Verified
- [Complete Profile](#)
- [Binding Social Account](#)

BALANCE

[My Rewards >](#)

Tier / **BRONZE**

Points / **102**

MY PRODUCTS

[More >](#)

Category	Product Name/Serial Number	Purchase Date	
	MEG Z790 ACE MAX		View More

[Register New Product](#)

Register your MSI product



account.msi.com/en/products/registration/step1



Store

Products

AIoT Solutions

What's New

Community

MSI for Business

Service



Account Overview

Product

My Products

Product Registration

Activate MSI Care Plus

Membership

Reward Program

SHOUT OUT

Promotions

Support

Web Ticket

Product Registration



Step 1



Step 2



Step 3



Step 4

WARRANTY REGISTRATION: NOTEBOOK, ALL-IN-ONE PC, DESKTOP, MONITOR

ENJOY BENEFITS.

All customers who purchase a new MSI product and then complete registration and reply to the questionnaire will receive a 3-month warranty extension.

- This does not apply to product of which standard warranty has been expired.
- Customers have to complete the questionnaire in advance to get the full benefits.
- MSI reserves the right to update or modify these terms and conditions of this program.
- This extended warranty service only can be applicable to the original region / location where consumers purchased the notebooks/all-in-one.

*If you have any questions about the warranty extension on offer, please direct your inquiries to local service hotlines or the MSI support service.

* The promotion excluded MOTHERBOARD and GRAPHICS CARD.

Register

Register your MSI product - SN number registration



account.msi.com/en/products/registration/step2



Store

Products

AIoT Solutions

What's New

Community

MSI for Business

Service



Account Overview

Product

My Products

Product Registration

Activate MSI Care Plus

Membership

Reward Program

SHOUT OUT

Promotions

Support

Web Ticket

Product Registration



Serial Number*

How to Identify Product Serial Number ?

*Please pay attention to the differences between "0" and "O", "1" and "l".

Register

How to Identify Product Serial Number ?

How to Identify Product Serial Number ?

The screenshot shows the MSI Product Registration page. The browser address bar displays `account.msi.com/en/products/registration/step2`. The MSI logo and navigation menu are at the top. A sidebar on the left contains menu items: Account Overview, Product (highlighted), My Products, Product Registration, Activate MSI Care Plus, Membership, Reward Program, SHOUT OUT, Promotions, Support, and Web Ticket. The main content area is titled "Product Registration" and features a progress bar with four steps: Step 1 (completed), Step 2 (current), Step 3, and Step 4. Below the progress bar is a "Serial Number*" input field. A red box highlights a dropdown menu within this field, showing the option "How to Identify Product Serial Number?". Below the input field is a red "Register" button and a note: "*Please pay attention to the differences between '0' and 'O', '1' and 'I'."


The thumbnail for a video titled "MSI@ HOW-TO find serial number (SN) and check code (CHK)". It features the MSI logo and the text "HOW-TO Find Serial Number?". A red play button icon is centered over the text. In the top right corner, there are icons for "Ver más ta..." and "Compartir".

- Laptop
- All-in-One PC
- Desktop
- Monitor
- Motherboard
- Graphics Card
- PC Case
- Gaming Gear
- Gaming Chair
- Liquid Cooling
- Power Supply
- Storage
- Networking

How to Identify Product Serial Number ?

The S/N number photo must be on the product, NOT on the color box

Motherboard



How to Identify Product Serial Number ?

The S/N number photo must be on the product, NOT on the color box

Monitor



Fill in the Product Registration form

msi Store Products AIO T Solutions What's New Community MSI for Business Service

Account Overview

Product

My Products

Product Registration

Activate MSI Care Plus

Membership

Reward Program

SHOUT OUT

Promotions

Support

Web Ticket

Ticket History

Apply for Service

Service History

Live Chat

Account

My Profile

Login Management

Change Password

Subscribe

Product Registration

Step 1 Step 2 Step 3 Step 4

Product Type *
Motherboard

Product Name *
MPO Z790 CARBON MAX WIFI

Model *
911-7D89-17S

Serial Number *
001

CHK *

Please find the Serial Number sticker on the product and input the 3 digit CHK code as shown below (The image shown below is an example on where the CHK code could be found) ☺

Region / Location *
Select

Store Name *
Select

Purchase Date *

Where did you purchase the product *
 Retail store Online retailer Reseller

Invoice / Receipt Upload *
選擇檔案 非選擇任何檔案

Please resize the image to a width no greater than 1600px (.jpg, .gif, .png)
The invoice should include the model name, invoice date, and invoice number.

Captcha *
~~22 + 4 =~~ Reformat

Calculate to get the answer

Next

Complete your product registration



account.msi.com/en/products/registration/step4



Store

Products

AIoT Solutions

What's New

Community

MSI for Business

Service



Account Overview

Product

My Products

Product Registration

Activate MSI Care Plus

Membership

Reward Program

SHOUT OUT

Promotions

Support

Web Ticket

Product Registration



THANK YOU FOR YOUR REGISTRATION!

Please fill out this questionnaire and help us to improve our products.

Yes

No

The MSI logo is displayed in a white, italicized, sans-serif font. The letters 'm', 's', and 'i' are lowercase, while 'M', 'S', and 'I' are uppercase. The background of the entire image is a dark blue, futuristic digital space with a grid of glowing blue lines and a perspective effect that creates a sense of depth and movement.

msi

Participate Promotion

NEXT-LEVEL AI PC



Account Overview

Product

My Products

Product Registration

Activate MSI Care Plus

Membership

Reward Program

SHOUT OUT

Promotions

Support

Web Ticket

Promotions

All Promotions

Redeem History

Promotion image

Promotion name

Promotion period

Promotion model

REDEEM >

My Products



Store

Products

AIoT Solutions

What's New

Community

MSI for Business

Service



Account Overview

Product

My Products

Product Registration

Activate MSI Care Plus

Membership

Reward Program

SHOUT OUT

Promotions

Support

Web Ticket

My Products

Category	Product Name / Serial Number	Purchase Date	
	MEG Z790 ACE MAX 601-7D86-030B2311000914	2023-12-25	View More

Register New Product

Eligible Promotion



Store

Products

AIoT Solutions

What's New

Community

MSI for Business

Service



Account Overview

Product

My Products

Product Registration

Activate MSI Care Plus

Membership

Reward Program

SHOUT OUT

Promotions

Support

Web Ticket

My Products

Detail

Reupload

Service

Eligible Promotion

Promotion
image

Promotion
name


Promotion period

Promotion model

REDEEM >

[Account Overview](#)[Product](#)[My Products](#)[Product Registration](#)[Activate MSI Care Plus](#)[Membership](#)[Reward Program](#)[SHOUT OUT](#)[Promotions](#)[Support](#)[Web Ticket](#)[Ticket History](#)[Apply for Service](#)[Service History](#)[Live Chat](#)[Account](#)[My Profile](#)[Login Management](#)[Change Password](#)[Subscribe](#)

Promotion Redeem



Promotion image

Promotion name

Promotion Period :

Activity invoice date :

Redeem Limit :

[Eligible Products](#) [Eligible Locations](#) [Redeem Page](#) [Terms and Conditions](#) [Redeem Guide](#)

Redeem Products

Purchase Date	Purchased Region / Location	Category	Product Name / Serial Number	Upload
<input type="radio"/>			MEG Z790 ACE MAX	<input type="button" value="Upload"/>

Extra Information

How did you hear about this promotion?

- MSI official website
- MSI Member Center
- Social media (Facebook, Twitter, Instagram, etc.)
- Email newsletter
- Recommendation from media/ influencer
- Community Forum
- Online store website
- Internet Advertisement
- Internet search
- Magazine or Newspaper
- Promotional flyer
- Offline store
- Recommendation from friends or colleagues
- Recommendation from store staff
- Other _____

Upload

Proof of purchase [Upload instructions](#)

未選擇任何檔案

Product Barcode [Upload instructions](#)

未選擇任何檔案

Agree Terms and Conditions

The screenshot shows a web browser window with the URL `account.msi.com/en/promotions/redeem/`. A modal window titled "Terms and Conditions" is open, displaying the "Privacy Policy" section. The modal has a close button (X) in the top right corner. The background page shows a navigation menu with items: Service History, Live Chat, Account, My Profile, Login Mana, Change Pas, and Subscribe. A gear icon is visible in the bottom left corner of the browser window.

Service History

Live Chat

Account

My Profile

Login Mana

Change Pas

Subscribe

Terms and Conditions

Privacy Policy

Privacy Policy. We may ask You for information during the Event enrolment and product registration process that may, as applicable, include without limitation Your email, name, product serial number, redemption code, purchase information, and other voluntary information You provide. In addition, we may indirectly gather information from you via cookies or website embedded analytics. The information we collect will be used in the following manner: to run this Event, to verify Your eligibility, to contact You if needed, to ensure prize(s) can be sent to You, to store registered product data for as long as an ongoing relationship exists between us (eg. When You use our services such as warranty, eDM notices, etc.), and to use solely for internal market studies for developing better products and services. Your information will not be shared with third parties, except: i) to third party processors such as our internet service and website providers in order for us to execute this Event; or ii) when reporting or responding to actual or suspected breach of applicable laws to legal and regulatory authorities such as courts or the police to the extent needed.

Because of the international nature of our business, we transfer information within the MSI group, and to third parties as referenced above, in connection with the purpose set forth in these terms and conditions. Therefore, we may transfer information to locations that may have different laws and data protection compliance requirements that those applicable in the location you are located.

Further details of how Your information may be used and processed are detailed in [MSI Privacy Policy](#). The MSI Privacy Policy constitutes a part of this Terms and Conditions, and is hereby incorporated by reference with full force and effect.

I fully understand the contents of the Terms and Conditions and agree to them.

I agree MSI may collect, use and process my personal data for marketing purposes and in accordance with the terms of MSI Privacy Policy.

Next

Promotion Redeem Confirmation



[Store](#) [Products](#) [AIoT Solutions](#) [What's New](#) [Community](#) [MSI for Business](#) [Service](#)



- Account Overview
- Product
 - My Products
 - Product Registration
 - Activate MSI Care Plus

- Membership
 - Reward Program
 - SHOUT OUT
 - Promotions

- Support
 - Web Ticket
 - Ticket History
 - Apply for Service
 - Service History
 - Live Chat

- Account
 - My Profile
 - Login Management
 - Change Password
 - Subscribe

Promotion Redeem Confirm

Redeem Products

Product Type

Product Name

Serial Number

Purchase Date

Purchased Region / Location

Proof of purchase

Invoice must show product model, invoice date, and shop/vendor name

Product Barcode

*Serial number must be taken from the product itself;
photo of the colourbox will not be accepted*

Extra Information

How did you hear about this promotion?

Captcha

Calculate to get the answer

~~21 + 8 =~~

[Reformat](#)

REDEEM

Cancel



Account Overview

Product

My Products

Product Registration

Activate MSI Care Plus

Membership

Reward Program

SHOUT OUT

Promotions

Support

Web Ticket



Message

Dear Customer,

Your request has been successfully sent. Application is under process, please keep in mind that all applications are checked by our staff and might take up to 7 ~ 14 working days.

Thank you for your patience.

If you didn't receive our email in your inbox, please kindly check in the Spam, Junk, Trash, Deleted Items, or Archive folder.

[Back to Promotion](#)

[Redeem History](#)

msi


Check redemption status
or
Re-upload requested documents

NEXT-LEVEL AI PC

Find the promotion page and check the status

[Store](#)[Products](#)[AIoT Solutions](#)[What's New](#)[Community](#)[MSI for Business](#)[Service](#)[Account Overview](#)[Product](#)[My Products](#)[Product Registration](#)[Activate MSI Care Plus](#)[Membership](#)[Reward Program](#)[SHOUT OUT](#)[Promotions](#)[Support](#)[Web Ticket](#)[Ticket History](#)[Apply for Service](#)[Service History](#)[Live Chat](#)[Account](#)[My Profile](#)[Login Management](#)[Change Password](#)[Subscribe](#)

Promotion Redeem



Promotion name

- Promotion Period :
- Activity invoice date :
- Redeem Limit :

Eligible Products Eligible Locations Redeem Page Terms and Conditions Redeem Guide

Redeem Records

Redeem Date	Order ID	Product Name / Serial Number	Status
	6371429c45	MEG Z790 ACE MAX	Redeem qualification under reviewing

Redeem Products

No products eligible for redemption

[Register Your Product](#)

Verification may take longer than 14 business days.

If there any missing document, Will receive an email for notification

msi

msi

Promotion
image

Dear Customer,

Thank you for purchasing an MSI product!

Sorry to inform you that your redemption have some missing purchase proof.

Please go to product page and re-upload your purchase proof and promotion page re-redeem again.

<https://account.msi.com/promotions/redeem/>

Reason : *Missing document*

Thanks for your understanding.

MSI customer service team



ABOUT MSI

MSI is a world leader in gaming, content creation and AIoT solutions. Bolstered by its cutting-edge R&D capabilities and customer-driven innovation, MSI has a wide-ranging global presence spanning over 120 countries. Its comprehensive lineup of laptops, graphics cards, monitors, motherboards, desktops, peripherals, servers, IPCs, robotic appliances, and vehicle infotainment and telematics systems are globally acclaimed. Committed to advancing user experiences through the finest product quality, intuitive user interface and design aesthetics, MSI is a leading brand that shapes the future of technology. For more product information, please go to <https://www.msi.com>.

Re-upload the missing document



- Store
- Products
- AIoT Solutions
- What's New
- Community
- MSI for Business
- Service



Account Overview

Product

My Products

Product Registration

Activate MSI Care Plus

Membership

Reward Program

SHOUT OUT

Promotions

Support

Web Ticket

Ticket History

Apply for Service

Service History

Live Chat

Account


My Profile

Login Management

Change Password

Subscribe

Promotion Redeem



Promotion image

Promotion name

Promotion Period :

Activity invoice date :

Redeem Limit :

Eligible Products

Eligible Locations

Redeem Page

Terms and Conditions

Redeem Guide

Redeem Records

Redeem Date	Order ID	Product Name / Serial Number	Status
	6371429c45	MEG Z790 ACE MAX	Redeem not qualified, Please re-upload data and redeem again. Please help to attach the invoice

Redeem Again

Redeem Products

No products eligible for redemption

Register Your Product

Re-upload the missing document
Incomplete registration may result in the additional processing time if You are required to provide additional information.

Success email notification

msi

msi

Promotion
image

Dear Customer,

Thank you for purchasing an MSI product!

Redeem for *Promotion name* has been approved.

Your activation code is:

Prize

To activate your code, please refer to

Best Regards,

MSI customer service team



ABOUT MSI

MSI is a world leader in gaming, content creation and AIoT solutions. Bolstered by its cutting-edge R&D capabilities and customer-driven innovation, MSI has a wide-ranging global presence spanning over 120 countries. Its comprehensive lineup of laptops, graphics cards, monitors, motherboards, desktops, peripherals, servers, IPCs, robotic appliances, and vehicle infotainment and telematics systems are globally acclaimed. Committed to advancing user experiences through the finest product quality, intuitive user interface and design aesthetics, MSI is a leading brand that shapes the future of technology. For more product information, please go to <https://www.msi.com>.

msi
GAMING

Copyright © 2020 Micro-Star Int'l Co., Ltd. All rights reserved. Other company and MSI Member Center mentioned may be the trademarks of their respective

[Account Overview](#)[Product](#)[My Products](#)[Product Registration](#)[Activate MSI Care Plus](#)[Membership](#)[Reward Program](#)[SHOUT OUT](#)[Promotions](#)[Support](#)[Web Ticket](#)[Ticket History](#)[Apply for Service](#)[Service History](#)[Live Chat](#)[Account](#)[My Profile](#)[Login Management](#)[Change Password](#)[Subscribe](#)

Promotion Redeem

Promotion name

Promotion Period :

Activity invoice date :

Redeem Limit :

[Eligible Products](#) [Eligible Locations](#) [Redeem Page](#) [Terms and Conditions](#) [Redeem Guide](#)

Redeem Records

Redeem Date	Order ID	Product Name / Serial Number	Status
	6371429c45	MEG Z790 ACE MAX	Redeem Success Your Redeem Code:

Redeem Products

No products eligible for redemption

[Register Your Product](#)

msi

How to Activate Code?

NEXT-LEVEL AI PC

Step 1:

Visit the link below and set up the “UBISOFT Connect”

<https://ubisoftconnect.com/>

UBISOFT

UBISOFT CONNECT About News Store Ubisoft+ Support Free events Log in **Download for PC**

Passionate players make games better

Ubisoft Connect is the ecosystem of players services for Ubisoft games across all platforms. It aims at giving the best environment for all players to enjoy their games and connect with each other whatever the device.

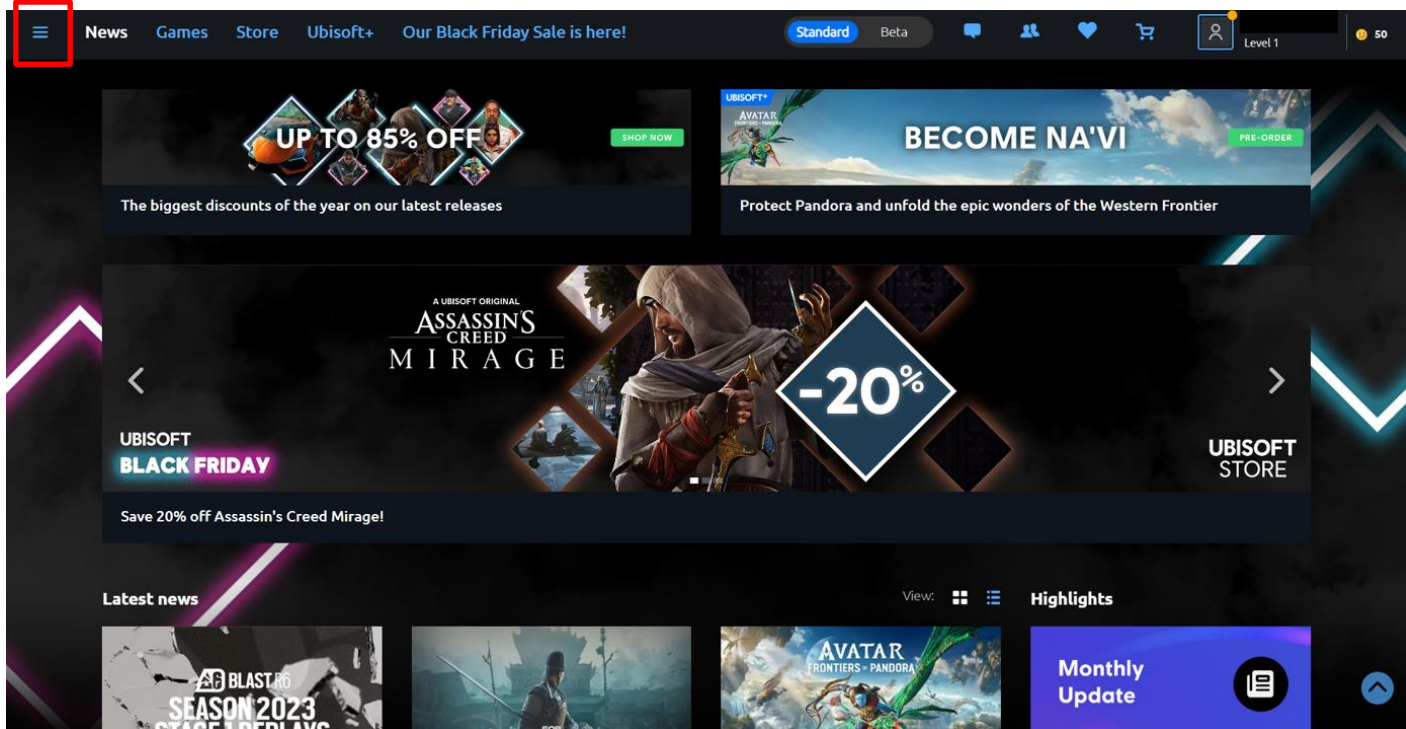
Ubisoft Connect is a free service available on multiple devices and platforms. You can access it on your PC, through a mobile app, or on consoles (directly from your games). All you need to login is a Ubisoft Account

Download for PC Download on the App Store GET IT ON Google Play

Step 2:

Log into Ubisoft Connect and redeem the code

msi



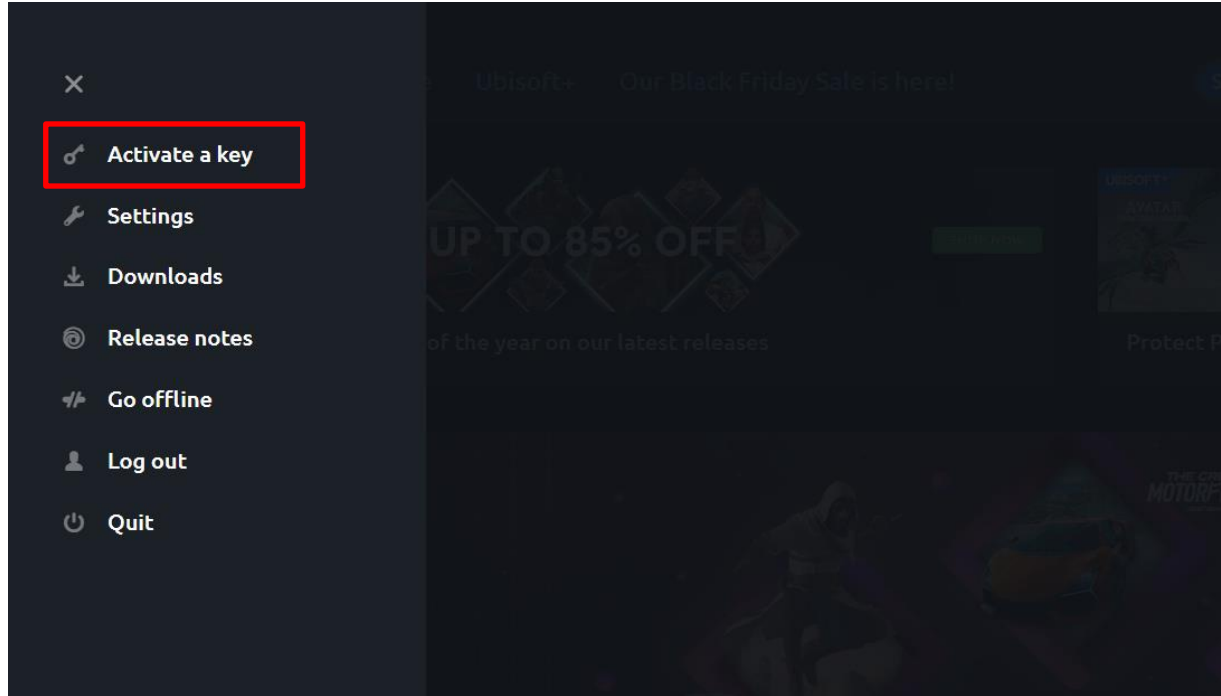
The screenshot displays the Ubisoft Store website interface. At the top, a navigation bar includes links for News, Games, Store, and Ubisoft+, along with a promotional message: "Our Black Friday Sale is here!". On the right side of the navigation bar, there are icons for account management (Standard, Beta), a shopping cart, and a user profile (Level 1) with a balance of 50. A red box highlights the hamburger menu icon in the top left corner.

Below the navigation bar, there are two promotional banners. The left banner features a "UP TO 85% OFF" offer with a "SHOP NOW" button and the text "The biggest discounts of the year on our latest releases". The right banner promotes "AVATAR: FRONTIERS - PANDORA" with the text "BECOME NA'VI" and a "PRE-ORDER" button, with the subtext "Protect Pandora and unfold the epic wonders of the Western Frontier".

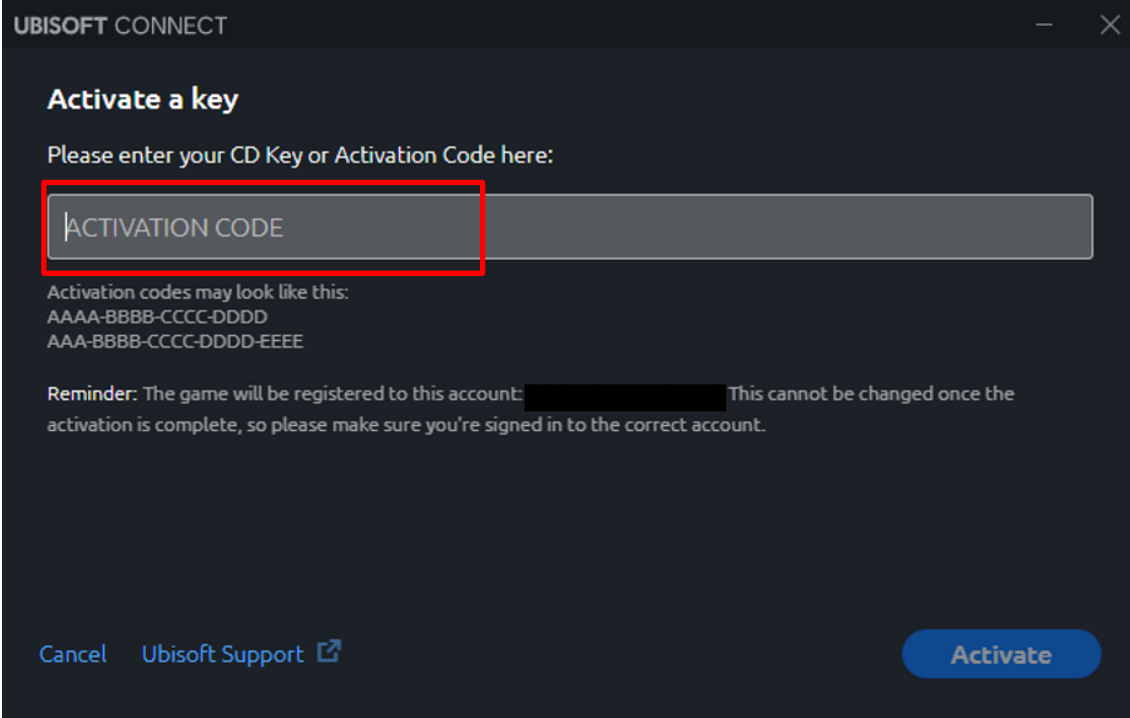
The main content area features a large banner for "ASSASSIN'S CREED MIRAGE" with a "-20%" discount badge. The text "UBISOFT BLACK FRIDAY" is on the left, and "UBISOFT STORE" is on the right. Below the banner, it says "Save 20% off Assassin's Creed Mirage!".

At the bottom, there is a "Latest news" section with a "View:" dropdown menu and a "Highlights" button. Below this, there are three news cards: "BLAST 16 SEASON 2023 STAGE 1 REPLAYS", a card with a character, and "AVATAR: FRONTIERS - PANDORA". A "Monthly Update" button with a document icon is also visible.

Step 3: Click “Activate a Key”



Step 4: Enter your Activation code




UBISOFT CONNECT

Activate a key

Please enter your CD Key or Activation Code here:

Activation codes may look like this:
AAAA-BBBB-CCCC-DDDD
AAA-BBBB-CCCC-DDDD-EEEE

Reminder: The game will be registered to this account: [REDACTED] This cannot be changed once the activation is complete, so please make sure you're signed in to the correct account.

Cancel [Ubisoft Support](#) 

Activate

The MSI logo is displayed in a white, italicized, sans-serif font. It is positioned on the left side of the frame, within a white-outlined rectangular box. The background of the entire image is a dark blue, digital-style grid with a perspective effect, creating a sense of depth and technology.

msi

FAQs

NEXT-LEVEL AI PC

Why there is no any relative promotion appears in my member center account?

1. Check if your product is eligible model
2. Check if your invoice is in eligible period
3. Make sure the country you live is in the eligible country for the promotion

What should I do if I received an email inform me that my claim was incomplete?

Please make sure that you had provide:

1. Invoice/purchase proof which include purchase date, purchase store, and purchase model
2. SN number picture that on the product itself, not on the package

*Please make sure you will re-applied proof within 14 days or your application will be rejected and need to re-apply.

How long does it takes to process the application and when will I receive my gift?

All applications might take up:

*Digital Key - up to 14 working days to be verified after you provide the proof. If the claim was incomplete and need to provide more proof which will take another 7-14 working days.

Why am I not receive any email after my participation?

If you have not received an email, please check your spam folder and deactivate your email filter.

msi

NEXT-LEVEL AI PC



msi



Official Partner

AMG
MOTORSPORT



PCR
POST-CONSUMER RECYCLED

