

msi

Redemption Instruction

MSI

AI ERA
OF COMPUTING

The MSI logo is displayed in a bold, italicized, white sans-serif font on the left side of the image. The background features a dark blue, abstract geometric pattern of interconnected lines and dots, resembling a network or data structure, with faint, illegible text visible in the background.

Register your Product

AI ERA

OF COMPUTING

Register/Login to MSI Member Center



<https://account.msi.com/login>

The screenshot shows the MSI Member Center login page. At the top, there is a navigation bar with the MSI logo and links for Store, Products, AIoT Solutions, What's New, Community, MSI for Business, and Service. Below the navigation bar, the main heading reads "Welcome to MSI Member Center".

On the left side, there are three sections:

- Not a MSI Member Yet?**: A button labeled "Create an account" with a right-pointing arrow. Below it, a section titled "Membership Benefits" lists:
 - ✓ Warranty Registration
 - ✓ Quicker service and product support
 - ✓ Exclusive updates on promotions and events
 - ✓ View your current registered MSI products
- Upgrade your member benefits by opt-in MSI Reward Program and enjoy more exclusive rewards!**: A button labeled "Join Now" with a right-pointing arrow.
- MyMSI**: A section stating "MyMSI gives you front-row access to all things MSI. From App-Only content, quests, and rewards to requesting product support – you can do it all from here!". Below this are icons for the MSI Rewards program, a QR code, and app store links for the App Store and Google Play.

On the right side, there is a "Sign in MSI Account" section. It prompts the user to "Please enter your registered account to sign in MSI member center!". There are two input fields for email and password. Below the password field is a "Reformat" button. A "Calculate to get the answer" button is also present. At the bottom of this section is a prominent red "Sign in" button with a right-pointing arrow. Below the "Sign in" button are links for "Forgot your password?", "Resend Verification Email", and "Unsubscribe".

At the very bottom, there is a section titled "OR SIGN IN WITH" followed by social media icons for Facebook, Google, Apple, and Discord.

Register your MSI product



Store

Products

AIoT Solutions

What's New

Community

MSI for Business

Service



Account Overview

Account Overview

Product

My Products

Product Registration

Activate MSI Care Plus

Membership

Reward Program

SHOUT OUT

Promotions

Support

Web Ticket

MY PROFILE

Account >



- ✓ Create an account
- ✓ Email Verified
- ⊕ Complete Profile
- ⊕ Binding Social Account

BALANCE

My Rewards >

Tier / BRONZE

Points / 102

MY PRODUCTS

More >

Category	Product Name/Serial Number	Purchase Date	
	MEG Z790 ACE MAX		View More

Register New Product

Register your MSI product



account.msi.com/en/products/registration/step1



Store

Products

AIoT Solutions

What's New

Community

MSI for Business

Service



Account Overview

Product

My Products

Product Registration

Activate MSI Care Plus

Membership

Reward Program

SHOUT OUT

Promotions

Support

Web Ticket

Product Registration



WARRANTY REGISTRATION: NOTEBOOK, ALL-IN-ONE PC, DESKTOP, MONITOR

ENJOY BENEFITS.

All customers who purchase a new MSI product and then complete registration and reply to the questionnaire will receive a 3-month warranty extension.

- This does not apply to product of which standard warranty has been expired.
- Customers have to complete the questionnaire in advance to get the full benefits.
- MSI reserves the right to update or modify these terms and conditions of this program.
- This extended warranty service only can be applicable to the original region / location where consumers purchased the notebooks/all-in-one.

*If you have any questions about the warranty extension on offer, please direct your inquiries to local service hotlines or the MSI support service.

* The promotion excluded MOTHERBOARD and GRAPHICS CARD.

Register

Register your MSI product - SN number registration



account.msi.com/en/products/registration/step2



Store

Products

AIoT Solutions

What's New

Community

MSI for Business

Service



Account Overview

Product

My Products

Product Registration

Activate MSI Care Plus

Membership

Reward Program

SHOUT OUT

Promotions

Support

Web Ticket

Product Registration



Step 1



Step 2



Step 3



Step 4

Serial Number*

How to Identify Product Serial Number ?

*Please pay attention to the differences between "0" and "O", "1" and "l".

Register

How to Identify Product Serial Number ?

How to Identify Product Serial Number ?

The screenshot shows the MSI Product Registration page. The browser address bar displays `account.msi.com/en/products/registration/step2`. The MSI logo and navigation menu (Store, Products, AIoT Solutions, What's New, Community, MSI for Business, Service) are at the top. A left sidebar contains menu items: Account Overview, Product (My Products, Product Registration, Activate MSI Care Plus), Membership (Reward Program, SHOUT OUT, Promotions), and Support (Web Ticket). The main content area is titled "Product Registration" and features a progress bar with four steps: Step 1 (completed), Step 2 (current), Step 3, and Step 4. Below the progress bar is a "Serial Number*" input field. A red box highlights a dropdown menu within this field containing the text "How to Identify Product Serial Number?". Below the input field is a red "Register" button and a note: "*Please pay attention to the differences between '0' and 'O', '1' and 'I'."

The thumbnail for an MSI "HOW-TO" video titled "MSI@ HOW-TO find serial number (SN) and check code (CHK)". It features the MSI logo, a play button icon, and the text "Find Serial Number?". Navigation options "Ver más ta..." and "Compartir" are visible in the top right corner.

- Laptop
- All-in-One PC
- Desktop
- Monitor
- Motherboard
- Graphics Card
- PC Case
- Gaming Gear
- Gaming Chair
- Liquid Cooling
- Power Supply
- Storage
- Networking

How to Identify Product Serial Number ?

The S/N number photo must be on the product, NOT on the color box

Laptop



SKU: XXXXXXXXXXXXXXXXXXXXX



S/N: **K1234N1234567**

CHK: E10



GT80S 6QE-483FR

GT80S 6QE-483FR-BB7682K16G1T0DB10MH



GT80S 6QE-483HQK1512345678

Fill in the Product Registration form

msi Store Products AIO Solutions What's New Community MSI for Business Service

Account Overview
Product
My Products
Product Registration
Activate MSI Game Pass
Membership
Reward Program
GIGALITH
Promotions
Support
Warranty
Track Warranty
Apply for Service
Service Entry
Get Chat
Account
My Profile
Login Management
Change Password
Subscribe

Product Registration

Step 1 Step 2 Step 3 Step 4

Product Type*
Keyboard

Product Name*
MSI Z770 CARBON WAX WFI

Model*
Z770-CARBON

Serial Number*
000

QR Code*

Please find the Serial Number sticker on the product and input the 5 digit QR code as shown below. The image shown below is an example to achieve the QR code entry as to end.

Working Location*
School

Pre-define*
Serial

Technical Data*

When did you purchase the product?
 Retail store Online retailer Dealer

Photo / Receipt Upload*

Please upload the image for a width no greater than 1000px (jpg, png, gif, etc).
The image should include the model name, invoice id, and invoice number.

Capcha*
22 + 4 = 26
Click to get the answer

Next

Complete your product registration



account.msi.com/en/products/registration/step4



Store

Products

AIoT Solutions

What's New

Community

MSI for Business

Service



Account Overview

Product

My Products

Product Registration

Activate MSI Care Plus

Membership

Reward Program

SHOUT OUT

Promotions

Support

Web Ticket

Product Registration



Step 1



Step 2



Step 3



Step 4

THANK YOU FOR YOUR REGISTRATION!

Please fill out this questionnaire and help us to improve our products.

Yes

No



msi

Participate Promotion

AI ERA

OF COMPUTING



Promotions

All Promotions

Redeem History

Account Overview

Product

My Products

Product Registration

Activate MSI Care Plus

Membership

Reward Program

SHOUT OUT

Promotions

Support

Web Ticket

Promotion
image

Promotion
name

Promotion period

Promotion model

REDEEM >

My Products



Store

Products

AIoT Solutions

What's New

Community

MSI for Business

Service



Account Overview

Product

My Products

Product Registration

Activate MSI Care Plus

Membership

Reward Program

SHOUT OUT

Promotions

Support

Web Ticket

My Products

Category	Product Name / Serial Number	Purchase Date	
	MEG Z790 ACE MAX 601-7DB6-030B2311000914	2023-12-25	View More

Register New Product

Eligible Promotion



account.msi.com/en/products/promotion/601-7D86-030B2311000914



Store

Products

AIoT Solutions

What's New

Community

MSI for Business

Service



Account Overview

Product

My Products

Product Registration

Activate MSI Care Plus

Membership

Reward Program

SHOUT OUT

Promotions

Support

Web Ticket

My Products

Detail

Reupload

Service

Eligible Promotion

Promotion
image

Promotion
name

Promotion period

Promotion model

REDEEM >

[Account Overview](#)[Product](#)[My Products](#)[Product Registration](#)[Activate MSI Care Plus](#)[Membership](#)[Reward Program](#)[SHOUT OUT](#)[Promotion](#)[Support](#)[Web Ticket](#)[Ticket History](#)[Apply for Service](#)[Service History](#)[Live Chat](#)[Account](#)[My Profile](#)[Login Management](#)[Change Password](#)[Subscribe](#)

Promotion Redeem



Promotion image

Promotion name

⊟ Promotion Period :

⊟ Activity invoice date :

⊟ Koscom Limit :

[Eligible Products](#) [Eligible Locations](#) [Redeem Page](#) [Terms and Conditions](#) [Redeem Guide](#)

Redeem Products

Purchase Date	Purchased Region / Location	Category	Product Name / Serial Number	Upload
<input type="radio"/>			MEG Z790 ACE MAX	<input type="button" value="Upload"/>

Extra Information

How did you hear about this promotion?

- MSI official website
- MSI Member Center
- Social media (Facebook, Twitter, Instagram, etc.)
- Email newsletter
- Recommendation from media/influencer
- Community Forum
- Online store website
- Internet Advertisement
- Internet search
- Magazine or Newspaper
- Promotional flyer
- Office store
- Recommendation from friends or colleagues
- Recommendation from store staff
- Other _____

Upload

Proof of purchase [Upload instructions](#)

未選擇任何檔案

Product Barcode [Upload instructions](#)

未選擇任何檔案

Agree Terms and Conditions

The screenshot shows a web browser window with the URL `account.msi.com/en/promotions/redeem/`. A modal window titled "Terms and Conditions" is open, displaying the "Privacy Policy" section. The modal has a close button (X) in the top right corner. The background page shows a navigation menu with items: Service History, Live Chat, Account, My Profile, Login Mana, Change Pas, and Subscribe. A gear icon is visible in the bottom left corner of the browser window.

Service History

Live Chat

Account

My Profile

Login Mana

Change Pas

Subscribe

Terms and Conditions

Privacy Policy

Privacy Policy. We may ask You for information during the Event enrolment and product registration process that may, as applicable, include without limitation Your email, name, product serial number, redemption code, purchase information, and other voluntary information You provide. In addition, we may indirectly gather information from you via cookies or website embedded analytics. The information we collect will be used in the following manner: to run this Event, to verify Your eligibility, to contact You if needed, to ensure prize(s) can be sent to You, to store registered product data for as long as an ongoing relationship exists between us (eg. When You use our services such as warranty, eDM notices, etc.), and to use solely for internal market studies for developing better products and services. Your information will not be shared with third parties, except: i) to third party processors such as our internet service and website providers in order for us to execute this Event; or ii) when reporting or responding to actual or suspected breach of applicable laws to legal and regulatory authorities such as courts or the police to the extent needed.

Because of the international nature of our business, we transfer information within the MSI group, and to third parties as referenced above, in connection with the purpose set forth in these terms and conditions. Therefore, we may transfer information to locations that may have different laws and data protection compliance requirements that those applicable in the location you are located.

Further details of how Your information may be used and processed are detailed in [MSI Privacy Policy](#). The MSI Privacy Policy constitutes a part of this Terms and Conditions, and is hereby incorporated by reference with full force and effect.

I fully understand the contents of the Terms and Conditions and agree to them.

I agree MSI may collect, use and process my personal data for marketing purposes and in accordance with the terms of MSI Privacy Policy.

Next

Promotion Redeem Confirmation



- Account Overview
- Product
 - My Products
 - Product Registration
 - Activate MSI Care Plus
- Membership
 - Reward Program
 - SHOUT OUT
 - Promotions
- Support
 - Web Ticket
 - Ticket History
 - Apply for Service
 - Service History
 - Live Chat
- Account
 - My Profile
 - Login Management
 - Change Password
 - Subscribe

Promotion Redeem Confirm

Redeem Products

Product Type

Product Name

Serial Number

Purchase Date

Purchase Region / Location

Proof of purchase

Invoice must show product model, invoice date, and shop/vendor name

Product Barcode

*Serial number must be taken from the product itself;
photo of the colourbox will not be accepted*

Extra Information

How did you hear about this promotion?

Captcha

Calculate to get the answer



Reformat

Submit Cancel



Account Overview

Product

My Products

Product Registration

Activate MSI Care Plus

Membership

Reward Program

SHOUT OUT

Promotions

Support

Web Ticket



Message

Dear Customer,

Your request has been successfully sent. Application is under process, please keep in mind that all applications are checked by our staff and might take up to 7 ~ 14 working days.

Thank you for your patience.

If you didn't receive our email in your inbox, please kindly check in the Spam, Junk, Trash, Deleted Items, or Archive folder.

[Back to Promotion](#)

[Redeem History](#)



Check redemption status
or
Re-upload requested documents

AI ERA

OF COMPUTING

Find the promotion page and check the status

msi

msi

Store

Products

AIoT Solutions

What's New

Community

MSI for Business

Service



Promotion Redeem

Promotion name

Promotion Period :

Activity Invoice date :

Redeem Limit :

Promotion image

Eligible Products Eligible Locations Redeem Page Terms and Conditions Redeem Guide

Redeem Records

Redeem Date	Order ID	Product Name / Serial Number	Status
	6371429c45	MEG Z790 ACE MAX	Redeem qualification under reviewing

Redeem Products

No products eligible for redemption

Register Your Product

Account Overview

Product

My Products

Product Registration

Activate MSI Care Plus

Membership

Reward Program

SHOUT OUT

Promotions

Support

Web Ticket

Ticket History

Apply for Service

Service History

Live Chat

Account

My Profile

Login Management


Change Password

Subscribe

Verification may take longer than 14 business days.

If there any missing document, Will receive an email for notification

msi



Promotion
image




Dear Customer,

Thank you for purchasing an MSI product!
Sorry to inform you that your redemption have some missing purchase proof.

Please go to product page and re-upload your purchase proof and promotion page re-redeem again.
<https://account.msi.com/promotions/redeem/>


Reason : *Missing document*

Thanks for your understanding.
MSI customer service team

ABOUT MSI

MSI is a world leader in gaming, content creation and AIoT solutions. Bolstered by its cutting-edge R&D capabilities and customer-driven innovation, MSI has a wide-ranging global presence spanning over 120 countries. Its comprehensive lineup of laptops, graphics cards, monitors, motherboards, desktops, peripherals, servers, PCs, robotic appliances, and vehicle infotainment and telematics systems are globally acclaimed. Committed to advancing user experiences through the finest product quality, intuitive user interface and design aesthetics, MSI is a leading brand that shapes the future of technology. For more product information, please go to <https://www.msi.com>

 Copyright © 2020 Micro-Star International, Ltd. All rights reserved. Other company and MSI Member Center mentioned here are the trademarks of their respective owners.

Re-upload the missing document

msi

msi

Store

Products

AIoT Solutions

What's New

Community

MSI for Business

Service



Promotion Redeem

Promotion image

Promotion name

Promotion Period :

Activity Invoice date :

Redeem Limit :

Eligible Products

Eligible Locations

Redeem Page

Terms and Conditions

Redeem Guide

Redeem Records

Redeem Date	Order ID	Product Name / Serial Number	Status
	6371429043	MEG Z790 ACE MAX	Redeem not qualified, please re-upload data and redeem again. Please help to attach the invoice. Redeem Again

Redeem Products

No products eligible for redemption

[Register Your Product](#)

Account Overview

Product

My Products

Product Registration

Activate MSI Care Plus

Membership

Reward Program

SHOUT OUT

Promotions

Support

Web Ticket

Ticket History

Apply for Service

Service History

Live Chat

Account

My Profile

Login Management

Change Password

Subscribe

Re-upload the missing document
Incomplete registration may result in the additional processing time if You are required to provide additional information.

Success email notification

msi

msi

Promotion
image

Dear Customer,

Thank you for purchasing an MSI product!

Redeem for *Promotion name* has been approved.

Your activation code is:

Prize

To activate your code, please refer to

Best Regards,

MSI customer service team



ABOUT MSI


MSI is a world leader in gaming, content creation and AIoT solutions. Bolstered by its cutting-edge R&D capabilities and customer-driven innovation, MSI has a wide-ranging global presence spanning over 120 countries. Its comprehensive lineup of laptops, graphics cards, monitors, motherboards, desktops, peripherals, servers, IPCs, robotic appliances, and vehicle infotainment and telematics systems are globally acclaimed. Committed to advancing user experiences through the finest product quality, intuitive user interface and design aesthetics, MSI is a leading brand that shapes the future of technology. For more product information, please go to <https://www.msi.com>.

msi

Copyright © 2021 Micro-Star (MSI) Co., Ltd. All rights reserved. Other company and MSI Member Center mentioned may be the trademarks of their respective owners.

[Account Overview](#)[Product](#)[My Products](#)[Product Registration](#)[Activate MSI Care Plus](#)[Membership](#)[Reward Program](#)[SHOUT OUT](#)[Promotions](#)[Support](#)[Web Ticket](#)[Ticket History](#)[Apply for Service](#)[Service History](#)[Live Chat](#)[Account](#)[My Profile](#)[Login Management](#)[Change Password](#)[Subscribe](#)

Promotion Redeem



Promotion name

- Promotion Period :
- Activity invoice date :
- Redeem Limit :

[Eligible Products](#) [Eligible Locations](#) [Redeem Page](#) [Terms and Conditions](#) [Redeem Guide](#)

Redeem Records

Redeem Date	Order ID	Product Name / Serial Number	Status
	6371429c45	MEG Z790 ACE MAX	Redeem Success Your Redeem Code:

Redeem Products

No products eligible for redemption

[Register Your Product](#)

The MSI logo is displayed in a bold, italicized, white sans-serif font on the left side of the image.

How to Activate Code?

The logo for AI ERA OF COMPUTING is located in the bottom right corner. It features the words "AI ERA" in a large, bold, white sans-serif font, with "OF COMPUTING" in a smaller, all-caps, white sans-serif font directly below it. The background of the logo area is dark blue with faint, glowing white lines forming a network or molecular structure.

Step 1:

Visit the link below and set up/log in an account on “Battle.net”

<https://us.shop.battle.net/>



A screenshot of the Battle.net website. The top navigation bar includes the Battle.net logo, a search bar, and links for "Download Battle.net", "Support", and "Account". Below the navigation bar, there are menu items for "Warcraft", "Call of Duty", "Diablo", "Overwatch", "StarCraft", and "More". The main content area features a large banner for "DIABLO IV VESSEL OF HATRED" with a "Purchase & Play Now" button. To the right of the banner is an account menu with options like "Log In", "Account Settings", "Wish List", "Redeem Code", "Change BattleTag", and "Create Account". Below the banner, there is a "Just Released" section featuring a "NEW" tag, a character image, and a product card for the "Diablo® IV Expansion Bundle" priced at "NT\$2,219".

Step 2: Click "Redeem the Code"



The screenshot shows the Battle.net website interface. At the top, the Battle.net logo is on the left, and navigation links for "Download Battle.net", "Support", and "Account" are on the right. Below the logo, there are category dropdowns for "Warcraft", "Call of Duty", "Diablo", "Overwatch", "StarCraft", and "More". A search bar labeled "Search Shop" is also present. The main banner features the "DIABLO IV VESSEL OF HATRED" expansion bundle with a "Purchase & Play Now" button. On the right side, an account menu is open, listing options: "Log In", "Account Settings", "Wish List", "Redeem Code" (highlighted with a red box), "Change BattleTag", and "Create Account".

Just Released

NEW

DIABLO IV

Diablo® IV Expansion Bundle
Vessel of Hatred Available Now!
Action RPG

NT\$2,219

Step 3: Enter the “Code” and Click “Redeem Code”



The screenshot shows the Battle.net website's "Redeem a Code" page. At the top left is the Battle.net logo. The main heading is "Redeem a Code" with a subtext: "Enter a code to redeem games, game time, in-game items, or Battle.net Balance." Below this is a text input field containing the placeholder "XXXX-XXXX-XXXX-XXXX". Underneath the input field are two buttons: a blue "Redeem Code" button and a grey "Cancel" button. A link "Need help redeeming a code?" is positioned below the buttons. The footer contains navigation links: "Careers", "About", "Support", "Contact Us", "Press", "API", and "Site Map". On the right side of the footer, there is a language selector "English (US)" and social media icons for X, Facebook, and Instagram. At the bottom left, there are logos for "ESRB" and "RP-M" (Rating Pending - Mature 17+).

The MSI logo is displayed in a bold, white, italicized sans-serif font on the left side of the page.

FAQs

The AI ERA logo features the words "AI ERA" in a large, bold, white, sans-serif font. The letters are slightly spaced out, and the background behind the text is a dark blue grid of glowing nodes and lines, resembling a neural network or data structure.

OF COMPUTING

Why there is no any relative promotion appears in my member center account?

1. Check if your product is eligible model
2. Check if your invoice is in eligible period
3. Make sure the country you live is in the eligible country for the promotion

What should I do if I received an email inform me that my claim was incomplete?

Please make sure that you had provide:

1. Invoice/purchase proof which include purchase date, purchase store, and purchase model
2. SN number picture that on the product itself, not on the package

How long does it takes to process the application and when will I receive my gift?

All applications might take up:

*Digital code - 7~14 working days to be verified.

Why am I not receive any email after my participation?

If you have not received an email, please check your spam folder and deactivate your email filter.

msi

AI ERA OF COMPUTING



msi



Official Partner

AMG
MOTORSPORT



PGR
POST-CONSUMER RECYCLED

