




To Infinity and Beyond

Redemption Process

MADE FOR GAMERS & CREATORS



msi



First step:
Register your Product

Step 1 : Register/Login to MSI Member Center

1



MSI OFFICIAL SITE

MSI FORUM

English / English

CREATE AN ACCOUNT

MSI is committed to respecting and protecting your privacy.
The information you are providing here will help us provide you with better service.

E-mail

Password

Confirm Password

Date of Birth

Captcha



Step 2 : Go to product registration page



MSI OFFICIAL SITE

MSI FORUM

LOGOUT

English / English

HOME

Welcome!

MY PROFILE

1

MY PRODUCT

MY PRODUCT

MY REWARDS

2

+ Product Registration

SHOUTOUT

MY WARRANTY

PROMOTIONS

MY SUPPORT

◦ WEB TICKET

◦ REPAIR
HISTORY

◦ APPLY FOR
REPAIR
SERVICE

◦ GARANTIE
SUR SITE

Step 3 : register a new product



MSI OFFICIAL SITE

MSI FORUM

LOGOUT

English / English

HOME

Welcome!

MY PROFILE

MY PRODUCT

MY REWARDS

SHOUTOUT

MY WARRANTY

PROMOTIONS

MY SUPPORT

◦ WEB TICKET

◦ REPAIR HISTORY

◦ APPLY FOR REPAIR SERVICE

◦ GARANTIE SUR SITE

MY PRODUCT

WARRANTY REGISTRATION: NOTEBOOK, ALL-IN-ONE PC, DESKTOP, MONITOR

The promotion excluded MOTHERBOARD and GRAPHICS CARD.

ENJOY BENEFITS.

All customers who purchase a new MSI product and then complete registration and reply to the questionnaire will receive a 3-month warranty extension.

1. This does not apply to product of which standard warranty has been expired.(But customers can still complete registration and questionnaire)
2. Customers have to complete the questionnaire in advance to get the full benefits.
3. MSI reserves the right to update or modify these terms and conditions of this program.
4. This extended warranty service only can be applicable to the original country or region where consumers purchased the notebooks/all-in-one.

If you have any questions about the warranty extension on offer, please direct your inquiries to local service hotlines or the MSI support service.

[I want to register a new product](#)

Step 4 : Select product line



- MY PRODUCT
- MY REWARDS
- MY REVIEWS
- MY WARRANTY
- PROMOTIONS
 - SHOUTOUT
- MY SUPPORT
 - WEB TICKET
 - REPAIR HISTORY
 - APPLY FOR REPAIR SERVICE

PLEASE SELECT THE PRODUCT TYPE YOU WANT TO REGISTER



Notebook



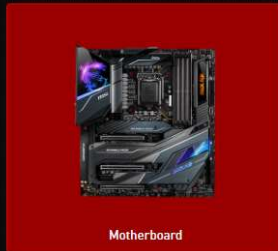
All-in-One PC



Desktop



Monitor



Motherboard



Graphics Card



Case



Gaming Chair



Gaming Gear



Liquid Cooling




Others

Step 5 : Click on the Product to Learn How to Identify the S/N number and CHK number




Liquid Cooling



S/N number and CHK number

Motherboard



S/N number and CHK number

Step 5-1 : Fill in S/N number



MSI OFFICIAL SITE

MSI FORUM

LOGOUT

English / English

HOME

Welcome!

MY PROFILE

MY PRODUCT

MY REWARDS

MY REVIEWS

MY

WARRANTY

PROMOTIONS

◦ SHOUTOUT

MY SUPPORT

◦ WEB

TICKET

◦ REPAIR

HISTORY

PRODUCT REGISTRATION

* S/N1 (S/N)

Click on the Product to Learn How to Identify the Serial Number

Please pay attention to the differences between '0' and 'O', '1' and 'l'. If you still have problem, please contact us through My Support.

Next

Cancel



Step 5-2 : Fill in CHK number

MY REWARDS

MY REVIEWS

MY WARRANTY

PROMOTIONS

- SHOUTOUT

MY SUPPORT

- WEB TICKET
- REPAIR HISTORY
- APPLY FOR REPAIR SERVICE

Product Type	Motherboard
Product Name	MEG Z590 GODLIKE
Model	911-7C91-002
Serial Number	601-7C91-010B2006012104
CHK	CHK

Please find the serial number sticker on the product and input the 3 digit CHK code as shown below. (The image shows an example on where the CHK code could be found)

The image shows a close-up of an MSI Z97M GAMING motherboard. A red box highlights a serial number sticker with the following information: Product SN: 601-7979-01S80123456789, CHK: 123. Another red box highlights the 'CHK' label on the sticker. A third red box highlights the 'CHK' label on the motherboard's PCB. The text '2017 CHK' is overlaid on the image.



Step 5-3 : Complete the product registration form

MY PRODUCT
MY REWARDS
MY REVIEWS
MY WARRANTY
PROMOTIONS
◦ SHOUTOUT
MY SUPPORT
◦ WEB TICKET
◦ REPAIR HISTORY

PRODUCT REGISTRATION

Product Type	Motherboard
Product Name	MEG Z590 GODLIKE
Model	9S6-3CA66T-005
Serial Number	CA6T059460074
Region / Location	Sweden
Store Name	Komplett.se
Purchased Date	2021-03-20 YYYY-MM-DD
Where did you purchase the product	<input type="radio"/> Retail store <input type="radio"/> Online retailer <input type="radio"/> Reseller
Invoice Upload	C:\Users\clairerlin\Desktop\浏览... <p>Please resize the image to a width no greater than 1600px (.jpg, .gif, .png) The invoice should include the model name, invoice date, and invoice number. (photo of printed invoice or screenshot of digital invoice)</p>
Captcha	

★ Don't forget to upload the invoice!

msi



Second:
Redeem eligible promotion

Step 6 -1: Go to relative promotion



HOME

MY PROFILE

MY PRODUCT

MY REWARDS

MY REVIEWS

MY WARRANTY

PROMOTIONS

◦ SHOUTOUT

MY SUPPORT

◦ WEB TICKET

◦ REPAIR HISTORY

◦ APPLY FOR REPAIR

Welcome!

MY PRODUCT

+ Product Registration

Product Type	Product Name / Serial Number	Purchased Date	Warranty Standard	
Motherboard	MEG Z590 GODLIKE 601-7C91-010B2006012104	03.20.2021	Standard Warranty	Service item Relative promotion

Step 6 -2: Click “Go to redeem”



Product Promotion ×

Promotion Name (Link)



Review Status	Digital Code / Ship Tracking No	Note
Across contemporary heights		
go to redeem		

Close

Step 6 -3: Click "redeem"



MY REVIEWS
MY WARRANTY
PROMOTIONS
◦ SHOUTOUT
MY SUPPORT
◦ WEB TICKET
◦ REPAIR HISTORY
◦ APPLY FOR REPAIR SERVICE

Intel CORE
Supports Tri-Gate Intel® Core™ Processors

intel. CHIPSET Z590

intel. CHIPSET B560

TO INFINITY AND BEYOND

A C R O S S C O N T E M P O R A R Y H E I G H T S

[Product Registration](#) [Eligible products](#) [Redeem Guide](#) [Promotion Detail](#) [Activate the Code](#)

Purchased Date	Product Name / Serial Number	Invoice Upload	Code
03.20.2021	MEG Z590 GODLIKE		Redeem

Click "Redeem"

Step 7-1: Fill in all of information required and upload invoice and product barcode



Redeem Code ×

Product Name
MEG Z590 GODLIKE

Serial Number

*** Invoice Upload**
965366978ab4c06179f1270016b02f95.png
 浏览...

*** Product Barcode**
 浏览...

Please be sure to upload the invoice and the picture of product SN number to speed up the verify process.
Please resize the image to a width no greater than 1600px (.jpg, .gif, .png)
The invoice should include the model name, invoice date, and invoice number. (photo of printed invoice or screenshot of digital invoice)

*** Motherboard**


Invoice Number

Purchased Date
20.03.2021

*** Captcha**
A captcha image with a dark background, red lightning-like patterns, and the text "7 + 4" in white.


Example of Uploaded Documents

INVOICE




Product S/N

Liquid Cooling



Motherboard



- Please make sure you have uploaded three items: Invoice/Purchase Proof & Product S/N on Product.
 - Invoice/Purchase Proof : 1) Channel Partner name 2) Purchase Date 3) Purchase Model Name
 - Product S/N number on Product(show like upper example)

Step 7-2: Wait for the feedback from MSI CS



[MSI OFFICIAL SITE](#)

[MSI FORUM](#)

[LOGOUT](#)

English / English

MESSAGE

Dear Customer,

Your request has been successfully sent. Application is under process, please keep in mind that all applications are checked by our staff and might take up to 7 ~ 14 working days. Game code will be sent to your registered email address once confirmed.

Thank you for your patience.

*If you didn't receive our email in your inbox, please kindly check in the Spam, Junk, Trash, Deleted Items, or Archive folder.

[Next](#)

msi



Check your redemption
status



Step 8: Select my product to check Relative Promotion

msi

MSI OFFICIAL SITE MSI FORUM LOGOUT English / English

HOME
MY PROFILE
MY PRODUCT
MY REWARDS
MY REVIEWS
MY WARRANTY
PROMOTIONS
◦ SHOUTOUT
MY SUPPORT
◦ WEB TICKET
◦ REPAIR HISTORY

Welcome!

MY PRODUCT

+ Product Registration

Product Type	Product Name / Serial Number	Purchased Date	Warranty Standard	
Motherboard	MEG Z590 GODLIKE	20.03.2021	Standard Warranty	Service item Relative promotion
Liquid Cooling	MAG CORELIQUID 360R	20.03.2021	Standard Warranty	Service item Relative promotion

Click "Relative Promotion" to see the available promotion you have

Step 9 : Check the review status



- HOME
- MY PROFILE
- MY PRODUCT
- MY REWARDS
- MY REVIEWS
- MY WARRANTY
- PROMOTIONS
 - SHOUTOUT
- MY SUPPORT
 - WEB TICKET
 - REPAIR HISTORY

Welcome

Product Promotion

Promotion Name (Link)

Review Status

Digital Code / Ship Tracking No

Note

To Infinity and Beyond

awaiting review

Close

msi



How to re-upload
requested documents?

Failure redemption step 1: If receive the notifications in your mailbox



The screenshot shows an email from MSI. At the top left is the MSI logo. The main body of the email contains the following text:

Dear Customer,

We regret to inform that your request has been denied.

Please go to product page and re-upload your purchase proof and promotion page re-redeem again. Thank you.

https://register.msi.com/promotion/redeem/dtmntchair_2020_jul_befast_wv_50

Reason:

Regards of the uploading file is not complete, please kindly provide two images together in one file for the process the redemption.

1. Invoice or purchase proof (need to include purchase date, purchase store, and purchase model)
2. Liquid Cooling serial number image(the sticker behind the liquid Cooling)

Sincerely,

MSI customer service

<https://register.msi.com/>

click the link

Reasons for fail redemption

Fail redemption step 2: Then go to My Product: click relative promotion



register.msi.com/product

應用程式 Gmail YouTube 地圖

MSI OFFICIAL SITE MSI FORUM LOGOUT English / English

HOME Welcome!

1 MY PROFILE

MY PRODUCT

MY REWARDS

MY REVIEWS

MY WARRANTY

PROMOTIONS

- SHOUTOUT

MY SUPPORT

- WEB TICKET
- REPAIR HISTORY

MY PRODUCT

+ Product Registration

Product Type	Product Name / Serial Number	Purchased Date	Warranty Standard	
Motherboard	MEG Z590 GODLIKE 601-7C91-010B2006012104	20.03.2021	Standard Warranty	2 Service item Relative promotion
Liquid Cooling	MAG CORELIQUID 360R 3067ZW1C3181310018000481	20.03.2021	Standard Warranty	Service item Relative promotion

Fail redemption step 3: You can redeem again



register.msi.com/product

Product Promotion

Promotion Name (Link)	Digital Code / Ship Tracking	Note
To Infinity and Beyond	No	Regards of the uploading file is not complete, please kindly provide two images together in one file for the process the redemption. 1. Invoice or purchase proof (need to include purchase date, purchase store, and purchase model). 2. Liquid Cooling serial number image (the sticker behind the liquid Cooling).

redeem again

HOME
MY PROFILE
MY PRODUCT
MY REWARD
MY REVIEW
MY WARRANTY
PROMOTION
SHOUT
MY SUPPORT
WEB TICKET
REPAIR HISTORY

Fail redemption step 4: Fulfill the requirements and redeem again



Start to Redeem | Eligible products | Redeem Guide | Promotion Detail | Activate the Code

Monitor

Purchased Date	Product Name / Serial Number	Invoice Upload	Select
03.20.2021	MEG Z590 GODLIKE 601-7C91-010B2006012104	<p>The buy of prove</p> <p>Q Check file Upload file</p> <p>Product Barcode</p> <p>Q Check file Upload file</p> <p>Invoice No/ Trade No/ Order No</p> <p>10018288</p>	<p>●</p> <p>Regards of the uploading file is not complete, please kindly provide two images together in one file for the process the redemption. 1. Invoice or purchase proof (need to include purchase date, purchase store, and purchase model) 2.Motherboard Serial Number image (the sticker behind the monitor)</p>

Redeem

Step 9-1: Redeem Complete



[MSI OFFICIAL SITE](#)

[MSI FORUM](#)

[LOGOUT](#)

English / English

MESSAGE

Dear Customer,

Your request has been successfully sent. Application is under process, please keep in mind that all applications are checked by our staff and might take up to 7 ~ 14 working days. Game code will be sent to your registered email address once confirmed.

Thank you for your patience.

*If you didn't receive our email in your inbox, please kindly check in the Spam, Junk, Trash, Deleted Items, or Archive folder.

Next



Step 9-2: Receive the notifications from MSI in your mailbox as well

**[NO Reply] MSI
Promotion-To Infinity and
Beyond STEAM CODE USD
60 - Notice**



Dear Customer,

Your request has been successfully sent. Application is under process, please keep in mind that all applications are checked by our staff and might take up to 7 ~ 14 working days. Game code will be sent to your registered email address once confirmed.

Thank you for your patience.

*If you didn't receive our email in your inbox, please kindly check in the Spam, Junk, Trash, Deleted Items, or Archive folder.


msi





How to get the digital
prize?

Step 10-1 : Eventually, check your prize via your mailbox



[No Reply] MSI Redeem Notice - Success 


no-reply <no-reply@msi-mail.com>
寄件人



Congratulation on the purchase of your MSI® product!

Your *To Infinity and Beyond Across contemporary heights* steam code activation code is

Steam code



Notice: This activation code is sent to the e-mail you registered with.

How to activate [To Infinity and Beyond steam code ?](#)

To activate your game code, please refer to <https://www.game.co.uk/en/gifts-and-gadgets/pc-and-steam-cards/steam-cards/>

Thank you!



Step 10-2 : Eventually, check your prize via MSI member center

The screenshot shows the MSI member center interface. A modal window titled "Product Promotion" is open, displaying a table with the following data:

Review Status	Digital Code / Ship Tracking No	Note
pass	Digital Game Key :	Redeem Code

The promotion name "To Infinity and Beyond" is displayed in red text above the table. The modal also includes a "Close" button at the bottom right.

Background interface elements include the MSI logo, navigation menu (HOME, MY PROFILE, MY PRODUCT, MY REWARDS, MY REVIEWS, MY WARRANTY, PROMOTIONS, MY SUPPORT), and footer text: "Copyright © 2020 Micro-Star Int'l Co., Ltd. All rights reserved. Privacy Policy | Terms of Use | Cookie Policy".



MADE FOR GAMERS & CREATORS

