



MSI 35th anniversary celebration

Redemption Process

Tech meets Aesthetic



Step 1: Login/ register to MSI Reward Program

<https://rewards.msi.com/>



msi

Global / English

INTRODUCING MSI REWARD PROGRAM

START EARNING POINTS AND GET COOL STUFF!

Join Now

Existing User Login

1



Step 1-1: Login/ register to MSI Reward Program

<https://account.msi.com/login>



Welcome to MSI Member Center



Not a MSI Member Yet?

Become MSI member to follow latest promotions and support updates.

Create an account



Membership Benefits

- Warranty Registration
- Exclusive updates on promotions and events
- Quicker service and product support
- View your current registered MSI products

1



Upgrade your member benefits by opt-in MSI Reward Program and enjoy more exclusive rewards!

Join Now



Sign in MSI Account

Please enter your registered account to sign in MSI member center!

Email

Password

~~24 + 9 =~~

Reformat

You need to calculate the answer $X + Y = ?$

Sign in



Forgot your password ?

Resend Verification Email

Unsubscribe

OR SIGN IN WITH




2


Step 1-2 : Go to “MY REWARDS” page




If you have not registered Reward Program yet, please click “JOIN NOW” to sign-up your Reward account.



[Account Overview](#)

 Membership

Reward Program 

SHOUT OUT


Promotions


Account Overview


MY PROFILE


Account >

75 %
COMPLETE

 Create an account

 Email Verified

 Complete Profile

 Binding Social Account

BALANCE

My Rewards >

Tier / BRONZE


Points / 72

MY PRODUCTS

More >

Step 2 : Go to product registration page





Account Overview

Membership

Reward Program

SHOUT OUT

Promotions



Product

1 My Products

Product Registration

Appointment Service

My Products

Category	Product Name / Serial Number	Purchase Date	
	MEG Z490 ACE 601-7C71-05SB2004000093	2020-08-04	Manage
	GeForce RTX 2070 GAMING Z 8G 602-V373-15SB1811000538	2020-08-04	Manage

2[Register New Product](#)

Step 3 : register a new product



Account Overview

Membership

Reward Program

SHOUT OUT

Promotions

Product

My Products

Product Registration

Appointment Service

Support

Web Ticket

Product Registration



WARRANTY REGISTRATION: NOTEBOOK, ALL-IN-ONE PC, DESKTOP, MONITOR

ENJOY BENEFITS.

All customers who purchase a new MSI product and then complete registration and reply to the questionnaire will receive a 3-month warranty extension.

- This does not apply to product of which standard warranty has been expired.
- Customers have to complete the questionnaire in advance to get the full benefits.
- MSI reserves the right to update or modify these terms and conditions of this program.
- This extended warranty service only can be applicable to the original region / location where consumers purchased the notebooks/all-in-one.

*If you have any questions about the warranty extension on offer, please direct your inquiries to local service hotlines or the MSI support service.

* The promotion excluded MOTHERBOARD and GRAPHICS CARD.

Register



Step 4 : Select product line



[Account Overview](#)
[Membership](#)
 [Reward Program](#)
 [SHOUT OUT](#)
 [Promotions](#)

[Product](#)
 [My Products](#)

Product Registration

✓

Step 1Step 2Step 3Step 4

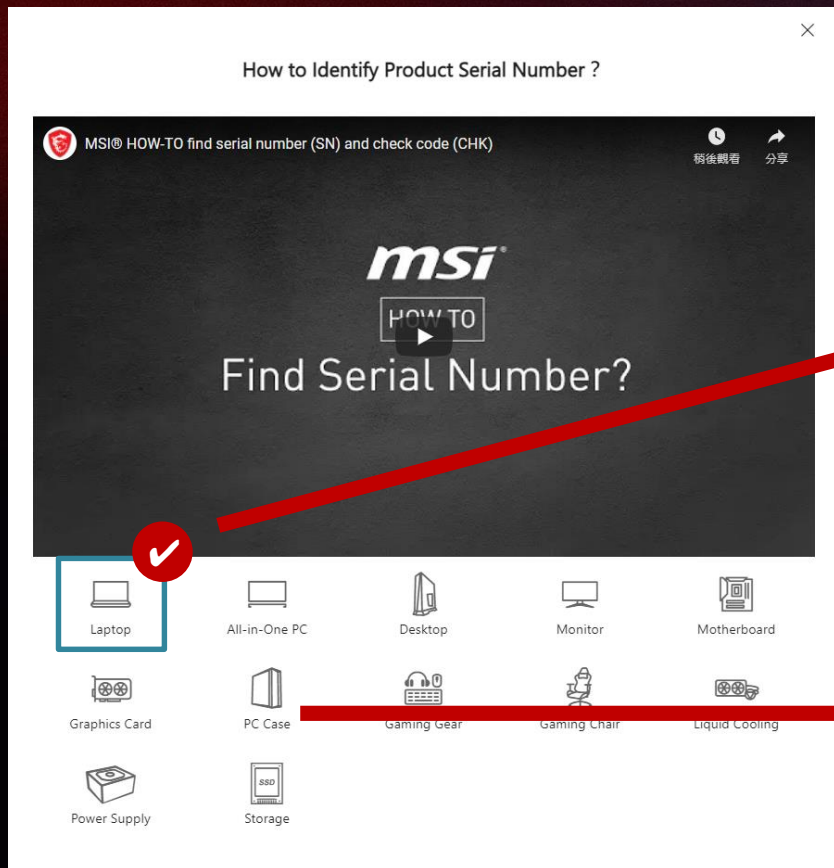
Serial Number*

How to Identify Product Serial Number ? ✓

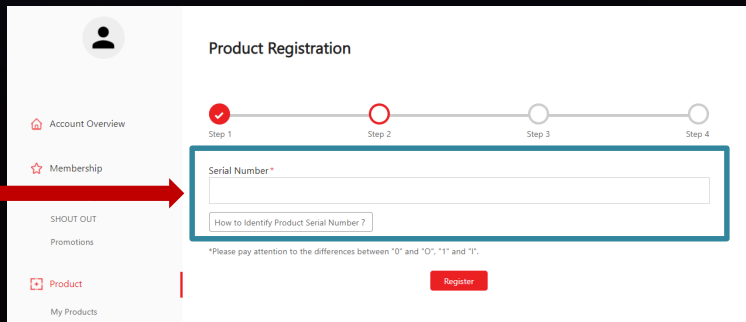
*Please pay attention to the differences between "0" and "O", "1" and "I".

Register

Step 5 : Choose the way to find S/N number



*Manually Register Product: Find the S/N code by manually checking product



*Fill in S/N number

Step 5-1 : Complete the product registration form



Product Registration

Step 1

Step 2

Step 3

Step 4

Product Type *
Laptop

Product Name *
Stealth 15M A11UEK

Model *
9S7 088

Serial Number *
K2105N

CHK *

Please find the Serial Number sticker on the product and input the 3 digit CHK code as shown below (The image shown below is an example on where the CHK code could be found) 📎

Region / Location *
Select

Store Name *
Select

Purchase Date *

CHK *

Please find the Serial Number sticker on the product and input the 3 digit CHK code as shown below (The image shown below is an example on where the CHK code could be found) 📎

Region / Location *
Select

Store Name *
Select

Purchase Date *

Where did you purchase the product *
☒ Retail store ☐ Online retailer ☐ Reseller

Invoice Upload *
Upload

Please resize the image to a width no greater than 1600px (.jpg, .gif, .png)
The invoice should include the model name, invoice date, and invoice number.

Captcha *
12 + 1 = Reformat

You need to calculate the answer $X + Y = ?$

Next



Step 6 : Go to PROMOTION page and Select the promotion you want to redeem

The screenshot shows the MSI Rewards Program interface. On the left sidebar, the 'Promotions' menu item is highlighted with a red box and a yellow circle containing the number 1. The main content area is titled 'Promotions' and has two tabs: 'All Promotions' (active) and 'Redeem History'. Three promotion cards are displayed:

- 35th Anniversary Celebration**: Features a purple and blue background with a gift icon. A yellow circle with the number 2 is over the card. Below the card, it shows the dates '2021-08-01~2021-08-31' and a selected product category 'Laptop'.
- GEAR YOURSELF UP**: Features a person wearing headphones. Below the card, it shows the dates '2021-07-13~2021-08-31' and a selected product category 'Gaming Gear'.
- Meet the New MSI Reward Program**: Features a red dragon mascot and MSI reward cards. Below the card, it shows the dates '2021-07-08~2021-08-08' and a selected product category 'Laptop'.

1. Select "PROMOTIONS"
2. Click on the Promotion that you would like to redeem
3. Select the Product you purchased

Step 7 : Provide Invoice & Product Barcode Photos to Verify



Account Overview

Membership

Reward Program

SHOUT OUT

Promotions

Product

My Products

Product Registration

Appointment Service

Support

Web Ticket

Ticket History

Apply for Service

Repair Inquiry

Promotion Redeem

35th Anniversary Celebration

Promotion Period : 2021-07-13~2021-08-31

Activity invoice date : 2021-07-13~2021-08-31

Redeem Limit : 3 for each email

Eligible Products Eligible Locations Landing Page Redeem Guide

Redeem Products

Purchase Date	Purchased Region / Location	Category	Product Name / Serial Number	Upload
<input type="radio"/> 2021-07-27	Afghanistan		Immerse GH61 2452	<div>1</div> <div>Upload</div>

Next

2 Upload

Proof of purchase Upload instructions

✓

Upload

Product Barcode Upload instructions

✓

Upload

Invoice Number

✓

Please enter 2 letters and 8 numbers(not include symbols), for example

Submit



Example of Uploaded Documents

INVOICE

1 ABC PC BUILD

Billing Address

Sales receipt no.

Customer no.
Order no.
Branch no.

2

Date of receipt 2020/05/06
Order date 2020/05/06

Reference	Description	VAT	Quantity Ordered
3	MSI Z490 GODLIKE	20%	1
	Delivery Charge	20%	1

Product S/N



- Please make sure you have uploaded three items: Invoice/Purchase Proof & Product S/N on color box
- Invoice/Purchase Proof : 1) Channel Partner name 2) Purchase Date 3) Purchase Model Name
- Product S/N number on color box (show like upper example)

Step 7-1: Click "Next" on this page



Account Overview

Membership

Reward Program

SHOUT OUT

Promotions

Product

My Products

Product Registration

Appointment Service

Support

Web Ticket

Ticket History

Apply for Service

Repair Inquiry

Promotion Redeem

35th ANNIVERSARY CELEBRATION

JOIN MSI REWARD PROGRAM

Promotion Period :
2021-07-13~2021-08-31

Activity invoice date :
2021-07-13~2021-08-31

Redeem Limit :
3 for each email

Eligible Products

Eligible Locations

Landing Page

Redeem Guide

Redeem Products

Purchase Date	Purchased Region / Location	Category	Product Name / Serial Number	Upload
2021-07-27	Afghanistan	Immerse GH61	S370 i2452	Upload

Next

Event Terms and Conditions

Privacy Policy

Privacy Policy. We may ask You for information during the Event enrolment and product registration process that may, as applicable, include without limitation Your email, name, product serial number, redemption code, purchase information, and other voluntary information You provide. In addition, we may indirectly gather information from you via cookies or website embedded analytics. The information we collect will be used in the following manner: to run this Event, to verify Your eligibility, to contact You if needed, to ensure prize(s) can be sent to You, to store registered product data for as long as an ongoing relationship exists between us (eg. When You use our services such as warranty, eDM notices, etc.), and to use solely for internal market studies for developing better products and services. Your information will not be shared with third parties, except: i) to third party processors such as our internet service and website providers in order for us to execute this Event; or ii) when reporting or responding to actual or suspected breach of applicable laws to legal and regulatory authorities such as courts or the police to the extent needed.

Because of the international nature of our business, we transfer information within the MSI group, and to third parties as referenced above, in connection with the purpose set forth in these terms and conditions. Therefore, we may transfer information to locations that may have different laws and data protection compliance requirements that those applicable in the location you are located.

Further details of how Your information may be used and processed are detailed in [MSI Privacy Policy](#). The MSI Privacy Policy is a part of this Terms and Conditions, and is hereby incorporated by reference with full force and effect.

EDM Subscription

You may be asked to join MSI's eDM emailing list to receive MSI product news or service updates. If you do not want to subscribe to this list, please do not check the subscribe or similarly titled check box.

☒ I fully understand the contents of the Terms and Conditions and agree to them.

☒ I agree MSI may collect, use and process my personal data for marketing purposes and in accordance with the terms of MSI Privacy Policy.

Next

Step 7-2: Promotion Redeem Confirm



Account Overview

Membership

Reward Program

SHOUT OUT

Promotions

Product

My Products

Product Registration

Appointment Service

Support

Web Ticket

Ticket History

Apply for Service

Repair Inquiry

Live Chat

Account

My Profile

Login Management

Change Password

Subscribe

Promotion Redeem Confirm

Redeem Products

Product Type

Gaming Gear

Product Name

Serial Number

537040

Purchase Date

2021-07-27

Purchased Region / Location

Afghanistan

Proof of purchase

Product Barcode

Captcha

You need to calculate the answer $X + Y = ?$


18 + 5 = ?


Reformat


Redeem

Cancel

Step 8: Redemption Complete



 Account Overview

 Membership

Reward Program

SHOUT OUT

Promotions

Message

Dear Customer,

Your request has been successfully sent. Application is under process, please keep in mind that all applications are checked by our staff and might take up to 7 ~ 14 working days.

Thank you for your patience.

If you didn't receive our email in your inbox, please kindly check in the Spam, Junk, Trash, Deleted Items, or Archive folder.

[Back to Promotion](#)

[Redeem History](#)

Get your Bonus!



Agree to the Event Terms and Conditions to complete product registration and await MSI review.
If MSI determines You meet all eligibility criteria, the bonus points will be awarded to Your Reward account.
Verification may take up to 14 business days.



Tech meets Aesthetic

